

**An Integrated Approach to Results Management in a Knowledge Organization -
The Experience of the World Bank Institute**

Listening to WBI's Clients

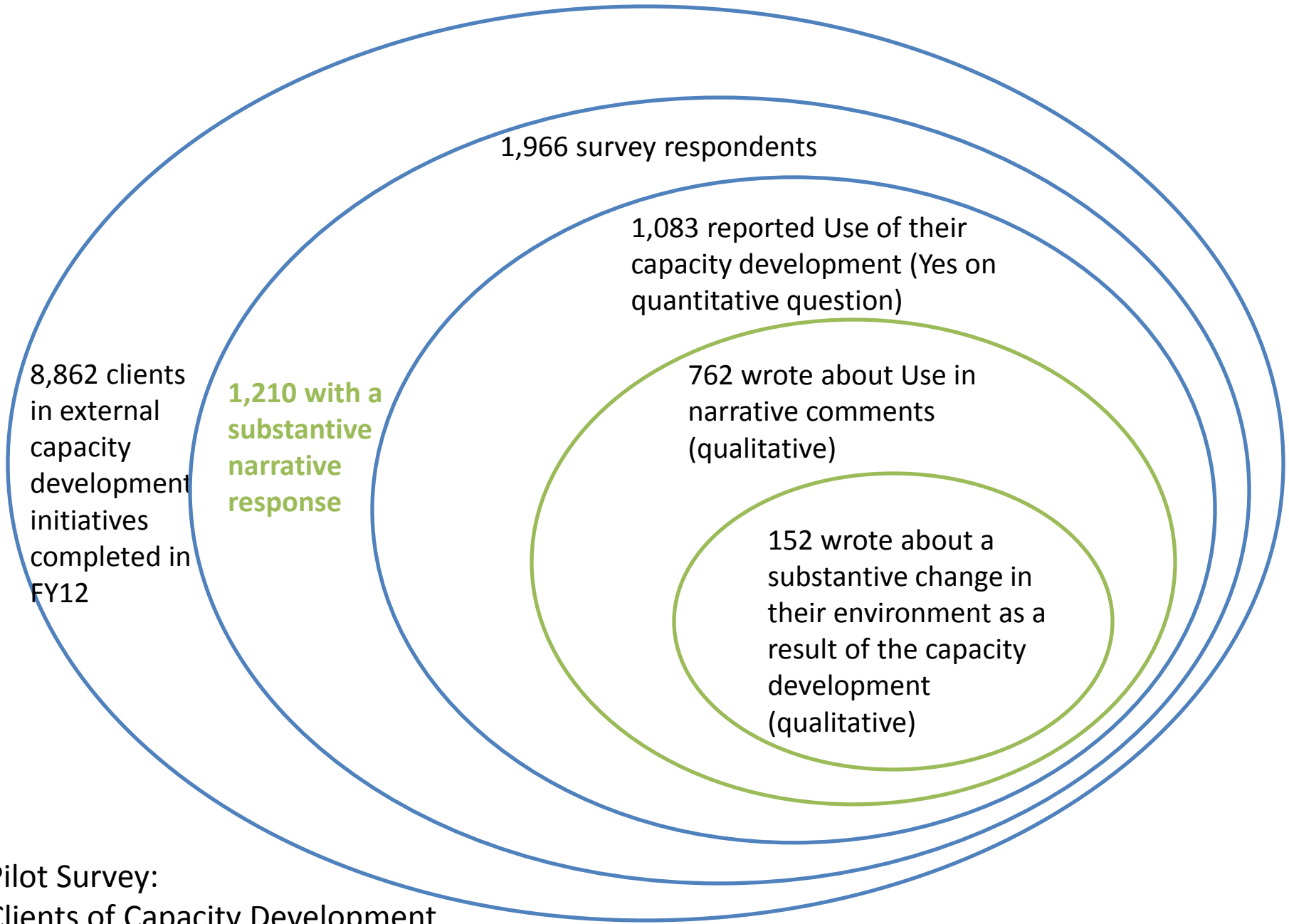
**Use of the Capacity Development Results Framework to Analyze Data From a
Pilot Survey of Clients of World Bank External Capacity Development**

Joy Behrens

WBI Capacity Development and Results Unit

American Evaluation Association

Washington, DC, October 17, 2013



Pilot Survey:
Clients of Capacity Development
(Dec 2012 - Jan 2013)

2. Please rate how effective the activity above is (or was) in:

	Very Ineffective 1	Ineffective 2	Somewhat Ineffective 3	Somewhat Effective 4	Effective 5	Very Effective 6	Don't know	Not applicable	Prefer not to answer
Improving your own understanding, knowledge, or skills	<input type="radio"/>	<input type="radio"/>	<input type="radio"/>	<input type="radio"/>	<input type="radio"/>	<input type="radio"/>	<input type="radio"/>	<input type="radio"/>	<input type="radio"/>

Improving the coordination of a group you are a part of (e.g., coalition, network)

Improving your own products, projects

Helping to improve sociopolitical environment

Helping to strengthen aspect of a policy

Helping to improve effectiveness of organization

3. Have you (or anyone else you know of) MADE USE OF the activity identified above?

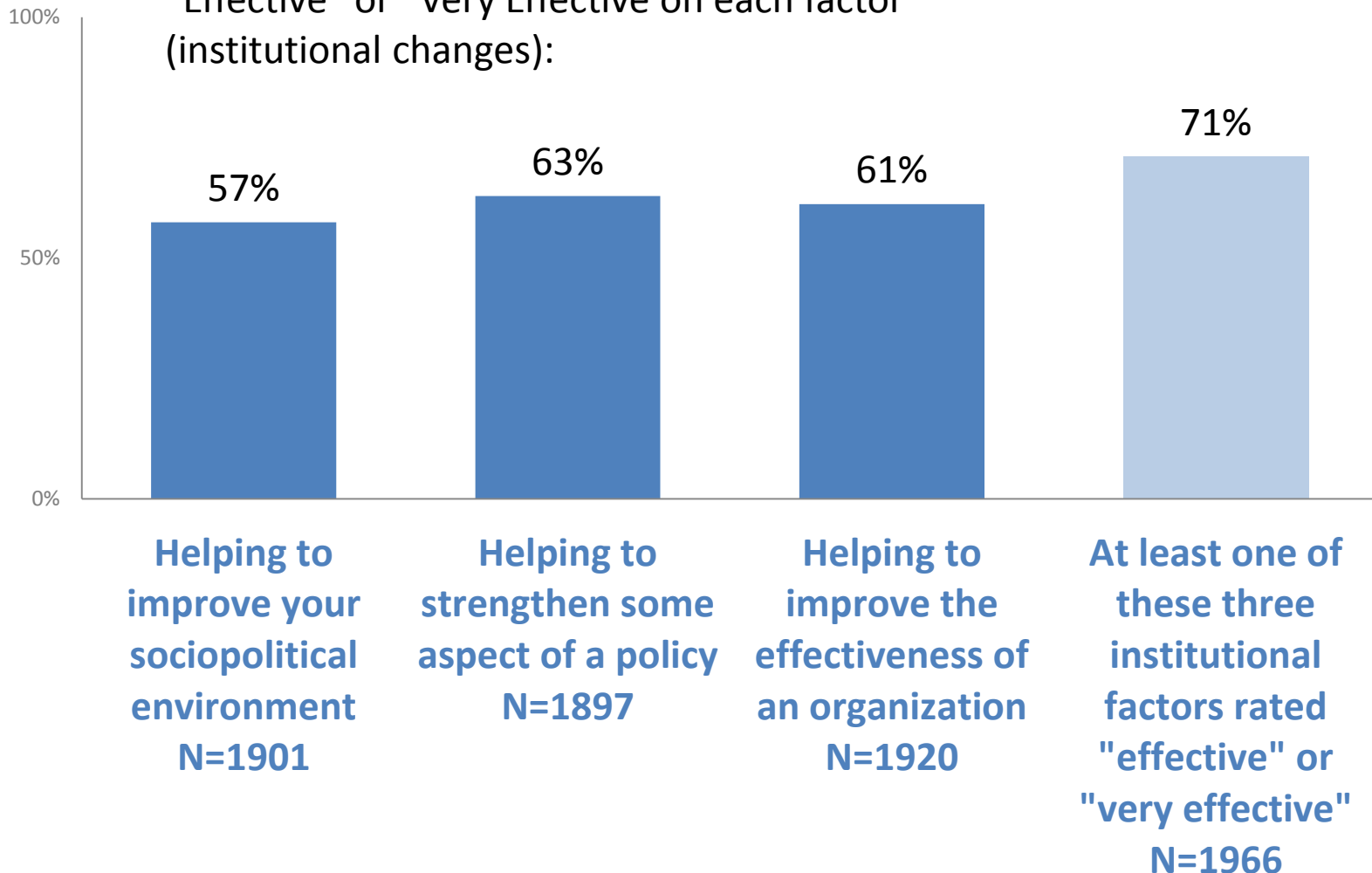
- Yes
- No
- Not yet

3a. If yes, please describe how this activity was used and to what effect.

How was the activity used? By whom? What, if anything was the result?

{box for narrative response, paragraph length}

Percentage of respondents rating their WBI activity
“Effective” or “Very Effective on each factor
(institutional changes):



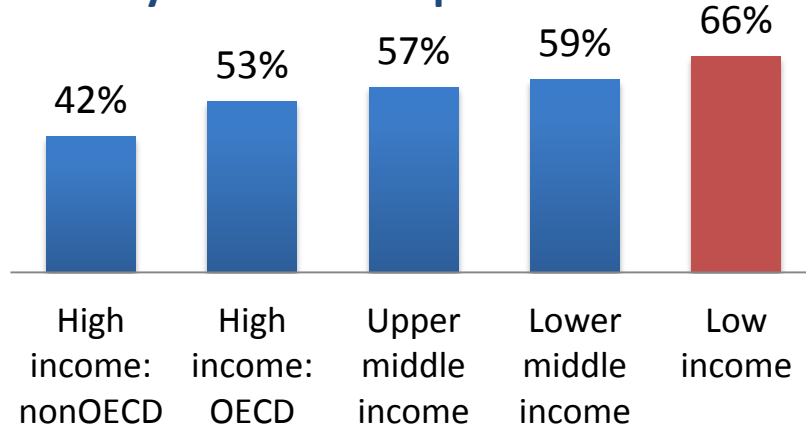
From the TE Client Survey, December 2012-January 2013, covering 45 FY12 WBI TE products.

The graphs above show the percentage of respondents who gave a rating of "Effective" or "Very Effective" when asked to rate how effective their activity was on each of the factors above.

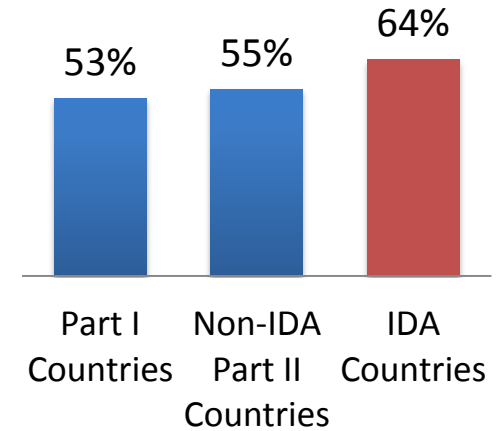
The rating scale contained 6 response options: Very Ineffective, Ineffective, Somewhat Ineffective, Somewhat Effective, Effective, and Very Effective.

Comparison of percentage reporting Use, across country of respondent

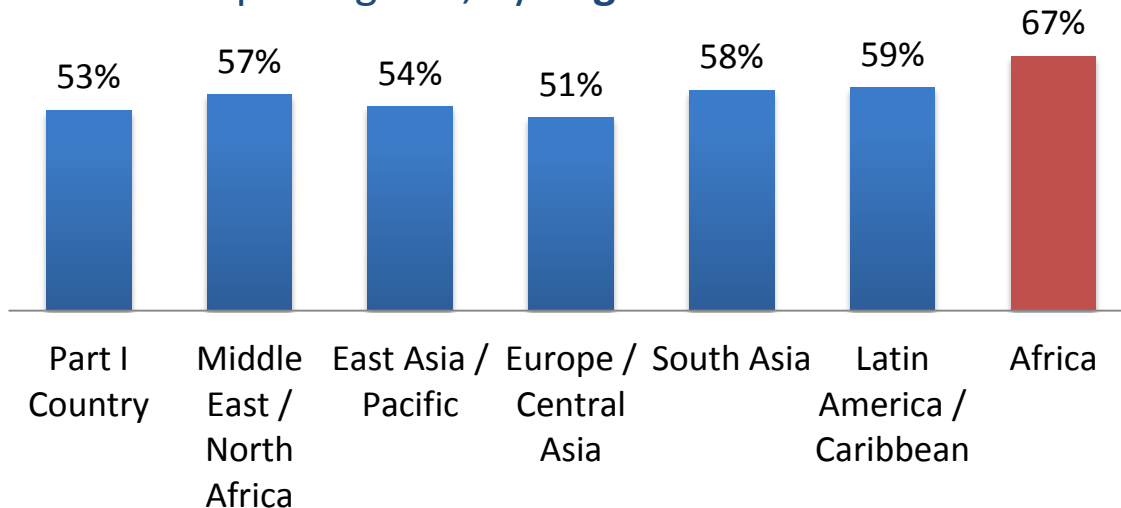
% reporting Use, by Country Income Group



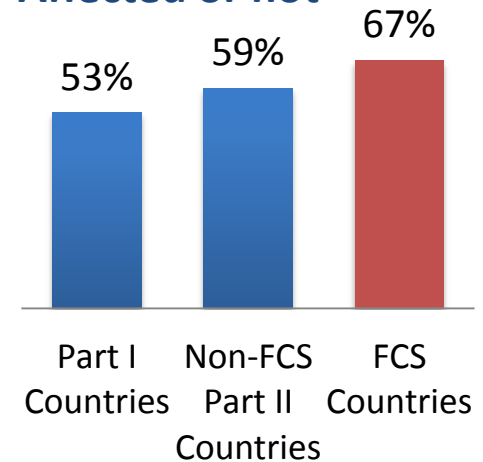
% reporting Use, by IDA (eligible for concessional financing) or not



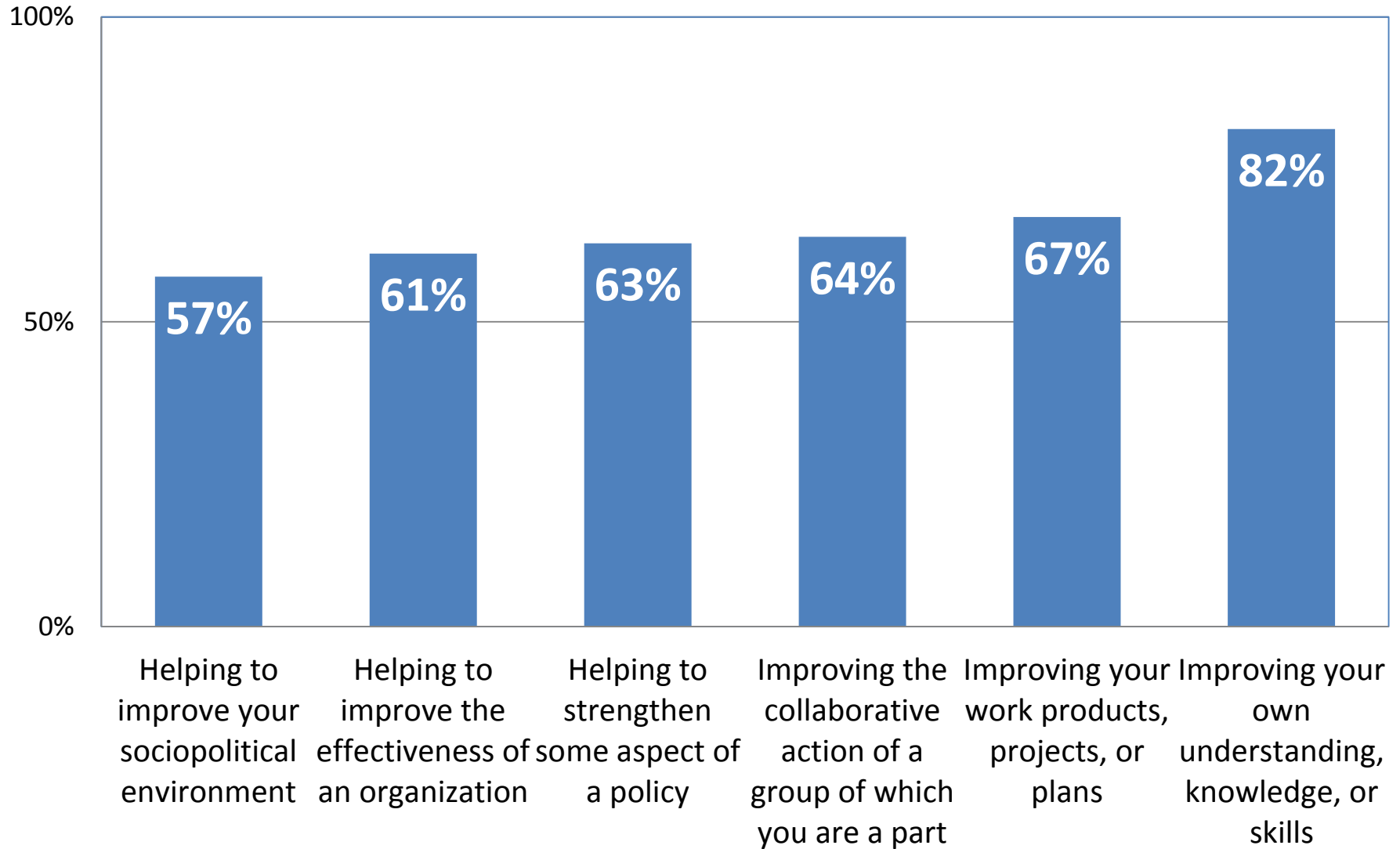
% reporting Use, by Region



% of "Use" by Fragile/Conflict Affected or not



Clients' ratings of effectiveness on each outcome




■ Percent who responded "effective" or "very effective"

Outcomes targeted by the 45 capacity development initiatives assessed in the pilot survey



Comparison
of outcomes
targeted vs.
outcomes
achieved




Inner circle:

The initiatives that **targeted** this
outcome


Outer circle:

The initiatives that did not target this
outcome



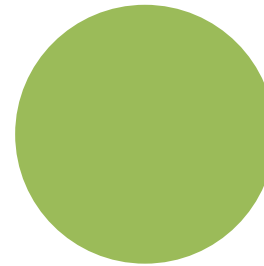
Dark blue:

This group got
lower ratings on
the outcome of
interest



Light blue:

This group got
higher ratings, on
some dimensions
unrelated to the
outcome of
interest



Green:

This group got
higher ratings on
the outcome of
interest

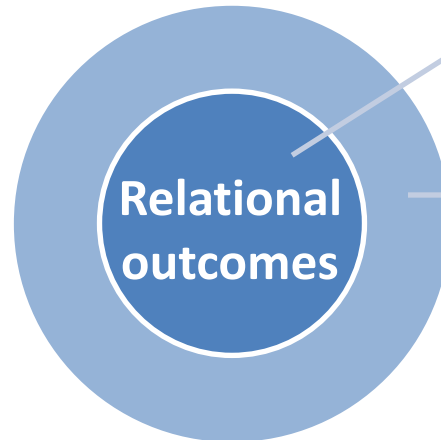
Intermediate
outcomes
targeted



Among 38 initiatives targeting this, 80% of respondents gave high ratings on effectiveness in improving your own understanding, knowledge, or skills

Among 7 initiatives targeting something else, 71% gave high ratings on effectiveness in Improving your own understanding, knowledge, or skills

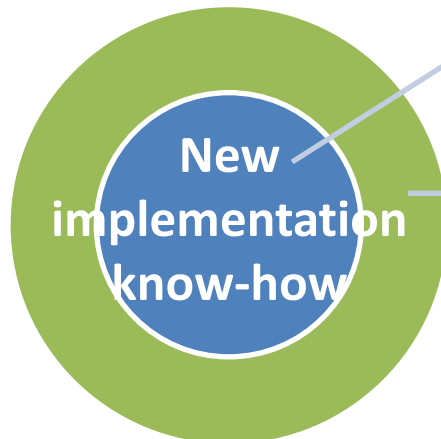
The 38 initiatives also received higher ratings on Technical quality, Engagement with you, Timeliness, and Usefulness



32 initiatives targeted these. No significant difference in ratings on effectiveness in improving the collaborative action of a group of which you are a part.

13 initiatives targeted something else.

The 13 initiatives received higher ratings on various other dimensions.



Among 13 initiatives targeting these, 62% of respondents gave high ratings on effectiveness in improving work products, projects, or plans.

Among 32 initiatives targeting something else, 68% gave high ratings on effectiveness in Improving work products, projects, or plans.

The 32 initiatives received higher ratings on various other dimensions as well.

Institutional changes targeted

Inclusiveness of stakeholder ownership

18 initiatives targeted this. No significant difference in ratings on effectiveness in helping to improve your sociopolitical environment.

27 initiatives targeted something else.

Efficiency of policy instruments

Among 10 initiatives targeting these, 70% of respondents gave high ratings on effectiveness in helping to strengthen some aspect of a policy.

Among 35 initiatives targeting something else, 57% gave high ratings on effectiveness in helping to strengthen some aspect of a policy.

The 10 initiatives also received higher ratings on various other dimensions.

Effectiveness of organizational arrangements

11 initiatives targeted this. No significant difference in ratings on effectiveness in helping to improve the effectiveness of an organization.

34 initiatives targeted something else.

The 11 initiatives received higher ratings on a few other dimensions.

Analysis of narrative responses

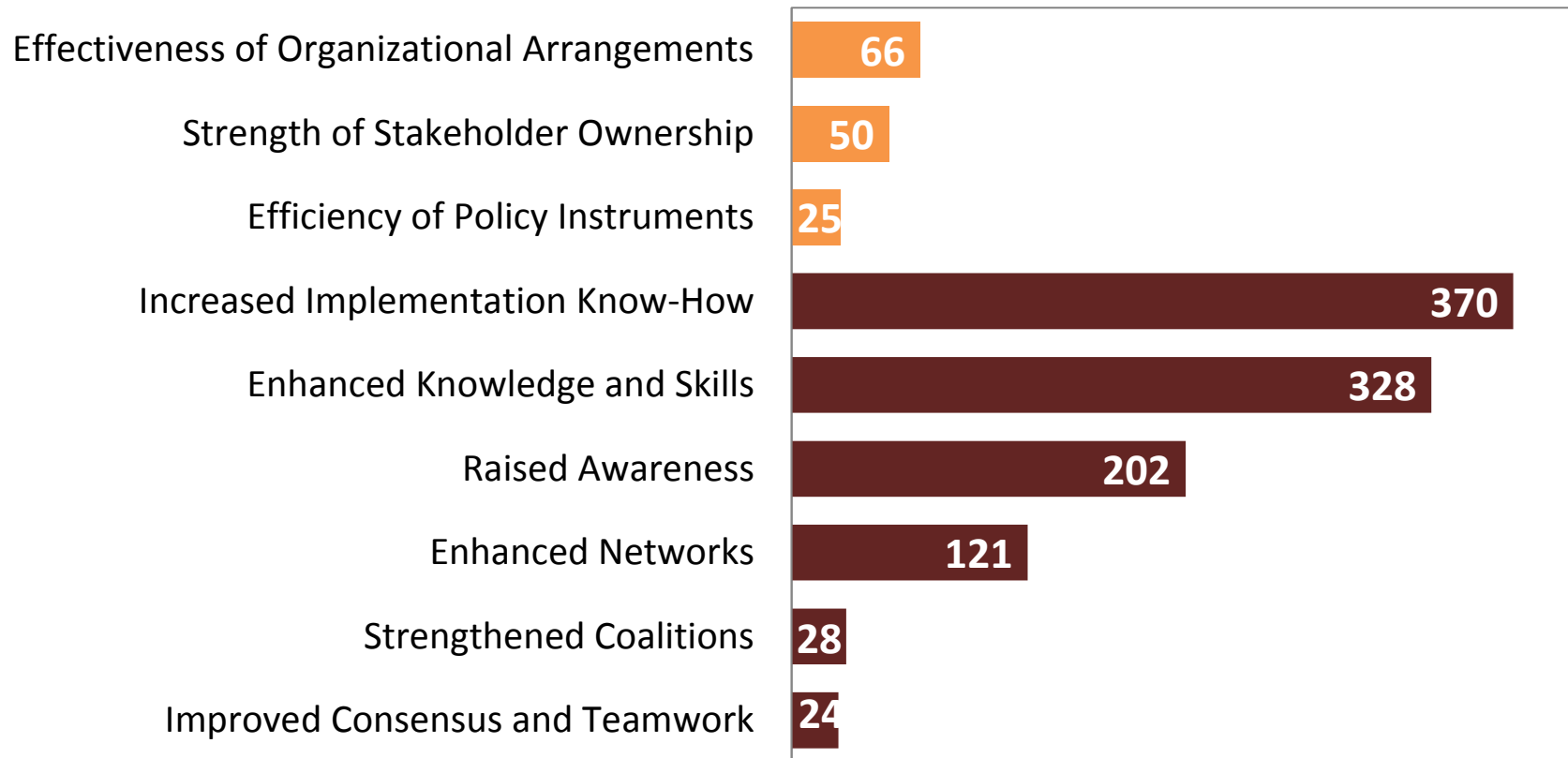
→ better understanding of outcomes

3a. If yes, please describe how this activity was used and to what effect.

How was the activity used? By whom? What, if anything was the result?

{box for narrative response, paragraph length}

Respondents wrote about institutional changes and intermediate capacity outcomes:



Number of respondents who mentioned each type of outcome, among 762 respondents who checked the box "Yes" that they had used the activity and also mentioned some use in their written comments, WBI activities only, from the TE client survey pilot. Note that some respondents mentioned outcomes that fit into several categories.

Respondents wrote about institutional changes and intermediate capacity outcomes:

Effectiveness of Organizational Arrangements

66

Strength of Stakeholder Ownership

50

Efficiency of Policy Instruments

2

Increased Implementation Know-How

Enhanced Knowledge and Skills

Raised Awareness

Enhanced Networks

Strengthened Coalitions

28

Improved Consensus and Teamwork

24

“This activity has greatly improved my relationship with the Ogiek of Mt Elgon and Sengwer of Cherangany Hills, Indigenous People affected by Kenya Natural Resource Management Project. Majority now support the project.”

Strategic Communication and Stakeholder Analysis Course – Oct 2011

Respondents wrote about institutional changes and intermediate capacity outcomes:



Respondents wrote about institutional changes and intermediate capacity outcomes:

Effectiveness of Organizational Arrangements

Strength of Stakeholder Ownership

Efficiency of Policy Instruments

Increased Implementation Know-How

Enhanced Knowledge and Skills

Raised Awareness

Enhanced Networks

Strengthened Coalitions

Improved Consensus and Teamwork

“...The game was inspiring and allowed me to connect with a diverse range of similarly motivated social innovators, many of whom I’m still in touch with. It also gave me the support I needed to start a non-profit educational program which has had some success, if not as much as I think the world could use!”

EVOKE – a crash course in changing the world – May 2010

121

28

24

Convergence between Institutional Changes and Intermediate Capacity Outcomes

Institutional Capacity Changes

Strength of Stakeholder Ownership

Efficiency of Policy Instruments

Effectiveness of Organizational Arrangements

Intermediate Capacity Outcomes

Awareness raised

29

9

19

Knowledge or skills enhanced

15

10

21

Improved consensus and teamwork

3

1

0

Strengthened coalitions

6

1

3

Enhanced networks

4

1

3

Increased implementation know-how

19

20

32

Of 123 records in which narrative was coded as alluding to an institutional change, the number of records in which narrative alluded to both an institutional change and an intermediate capacity outcome.

Shapes are not to scale.

Comments? Questions?

Thank you!