

A Demonstration of Dashboard Use for Evaluation of Programs in Translational Health Sciences



Adam S. Davidson, Director of Program Operations

Jennifer Sprecher, Director of Lean Performance

Julie T. Elworth, Director of Evaluation



Relevance

To share knowledge about the purpose, design, and implementation of dashboards as they contribute to the evaluation process of the CTSAs.

Outline for CTSA Dashboards

- 1) Define
- 2) Basic Features
- 3) Advanced Features
 - Highlight problems & successes
 - Rolling up (aggregating) information

Dashboards

- SmartSheet is a software as a service or SAAS
- Other: Taskworld (SAAS)

Definition of a Dashboard

The "dashboard" is often displayed on a web page which is linked to a database that allows the report to be constantly updated.

From: [https://en.wikipedia.org/wiki/Dashboard_\(business\)](https://en.wikipedia.org/wiki/Dashboard_(business)) October 25, 2018.

The Use of Dashboards for CTSA Evaluations

Evaluation:

- Mark successes
- Identify problems
 - that may require more evaluation data

Program Management:

- Increase cross-functional understanding & education
- Reduce cost & labor associated with core processes

Common Evaluation Framework

- 1) Design Logic Model
- 2) Collect data
- 3) Analyze data
- 4) Interpret results
- 5) Write recommendations

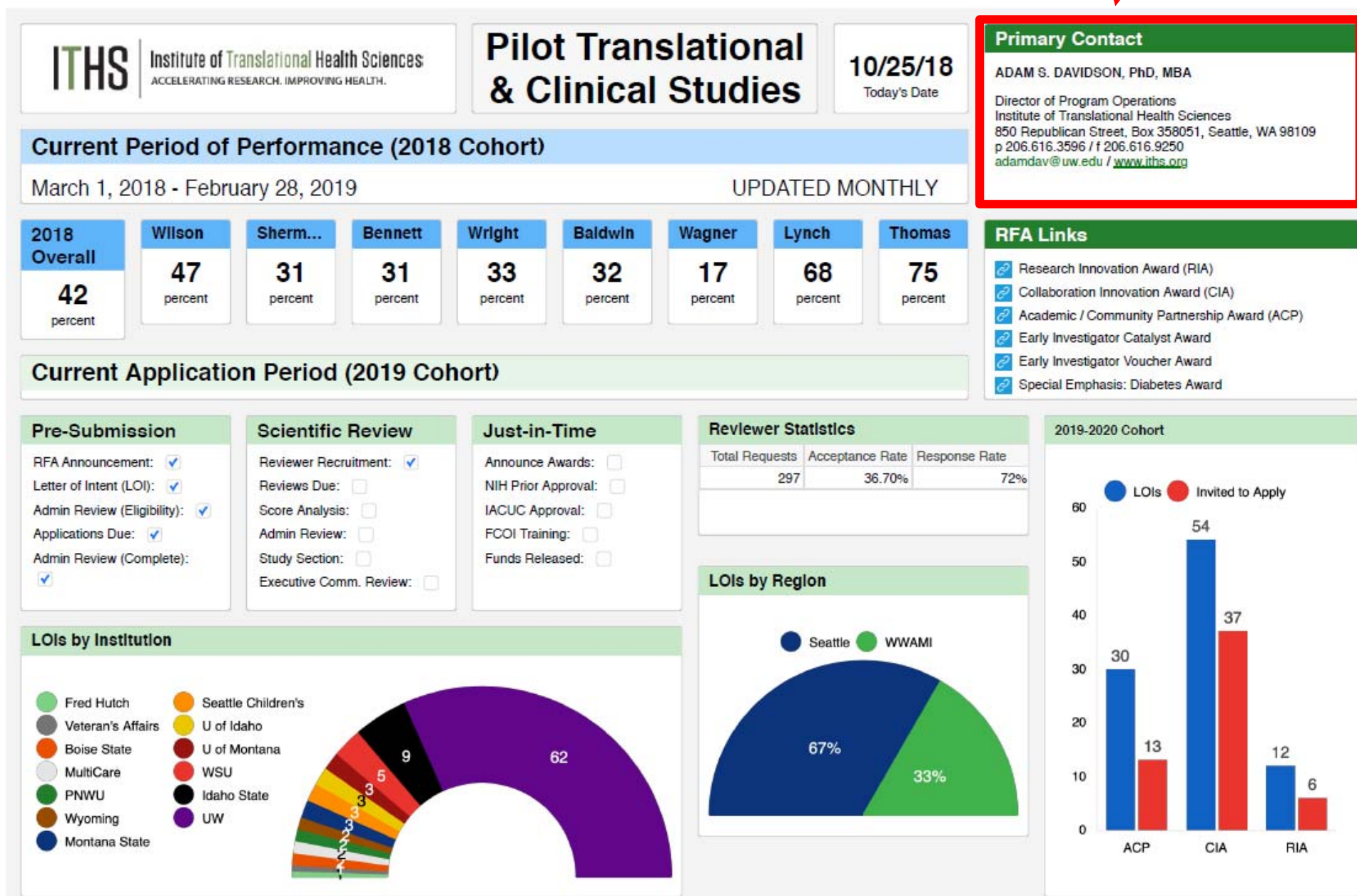
Real-time Dashboard Evaluations

- 1) Final output style is chosen
- 2) Intermediate data collection mechanisms are created that analyze raw figures
- 3) Primary input of raw data

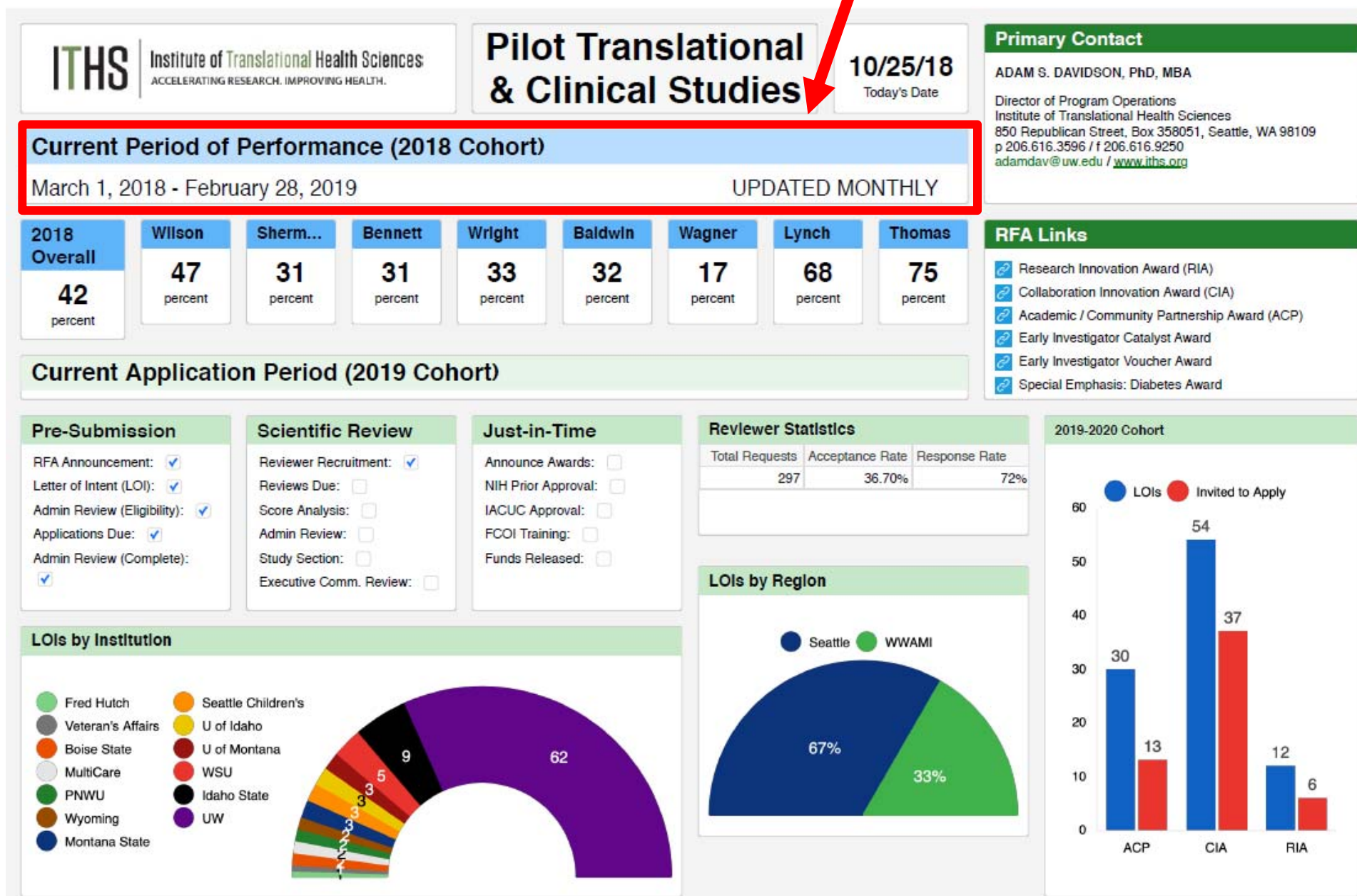
Pilot Award Dashboard



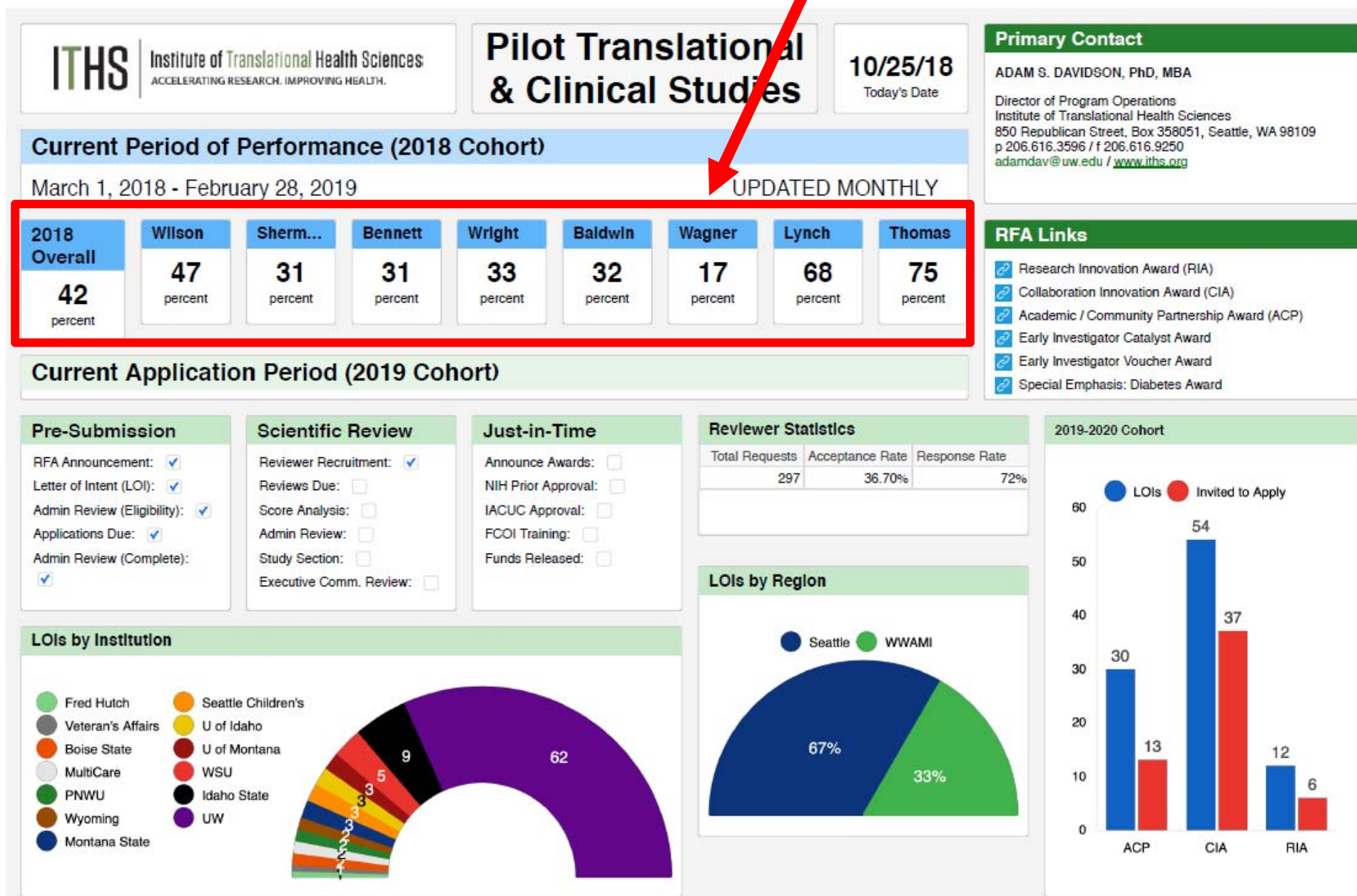
Pilot Award Dashboard (continued)



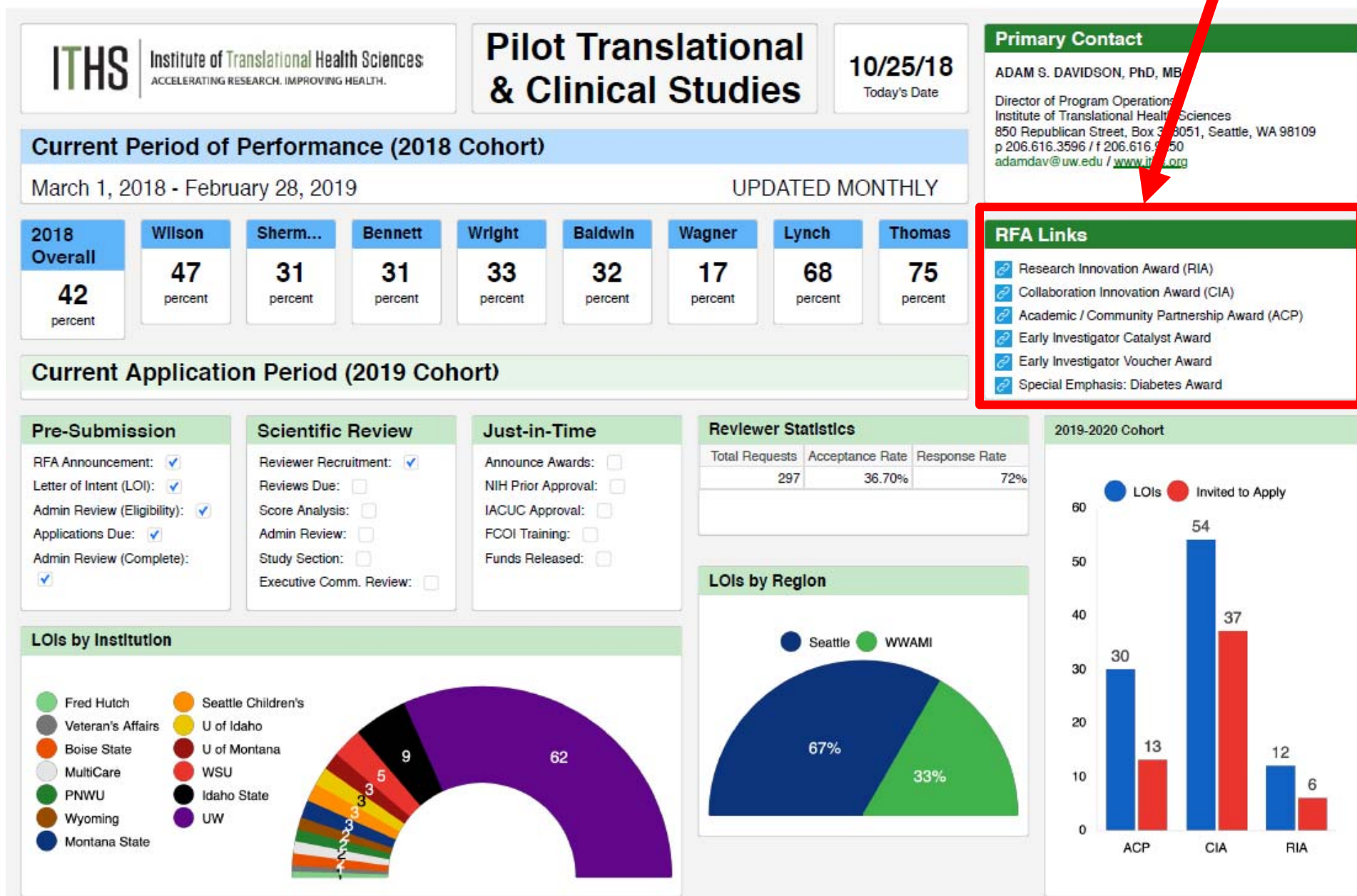
Pilot Award Dashboard (continued)



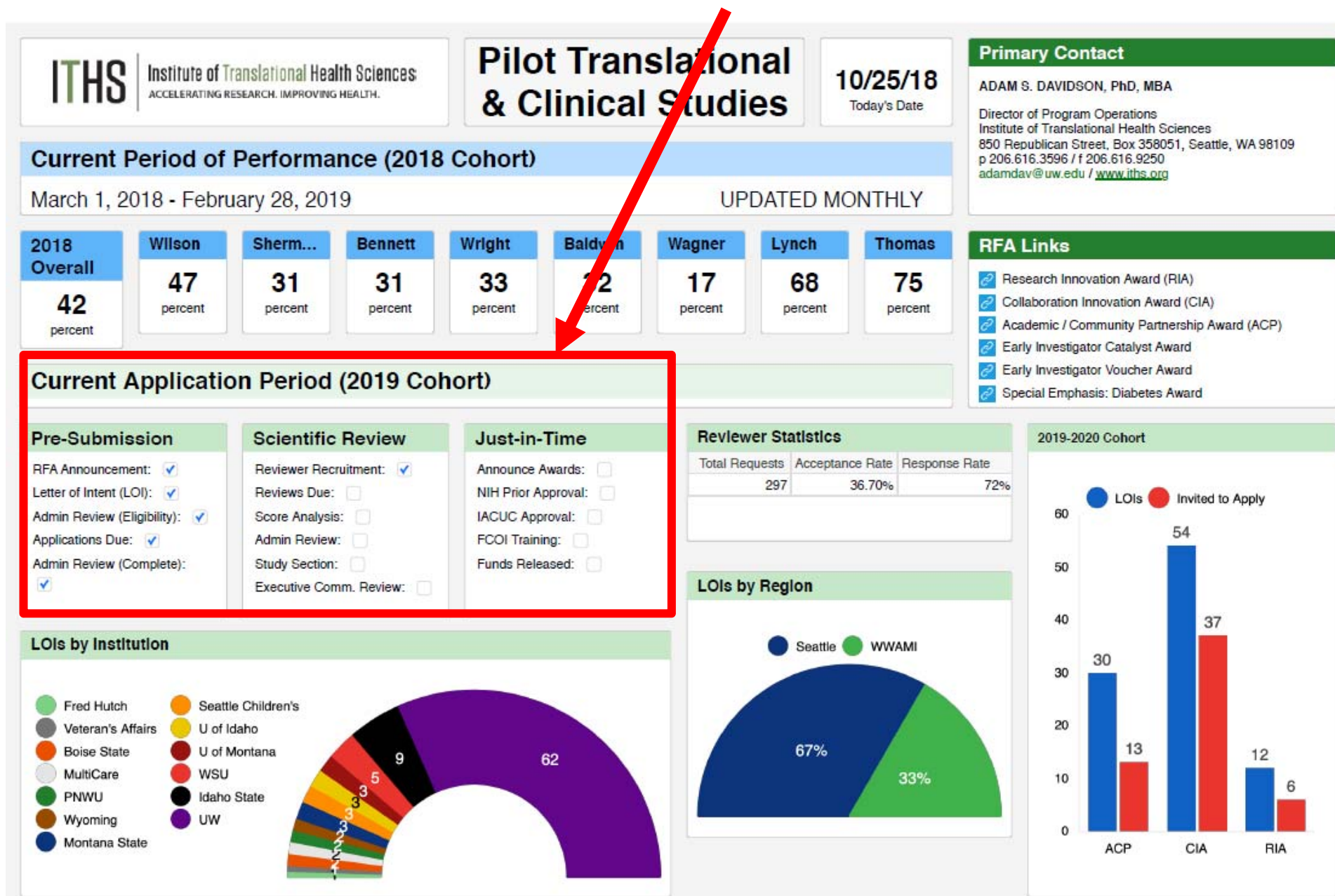
Pilot Award Dashboard (continued)



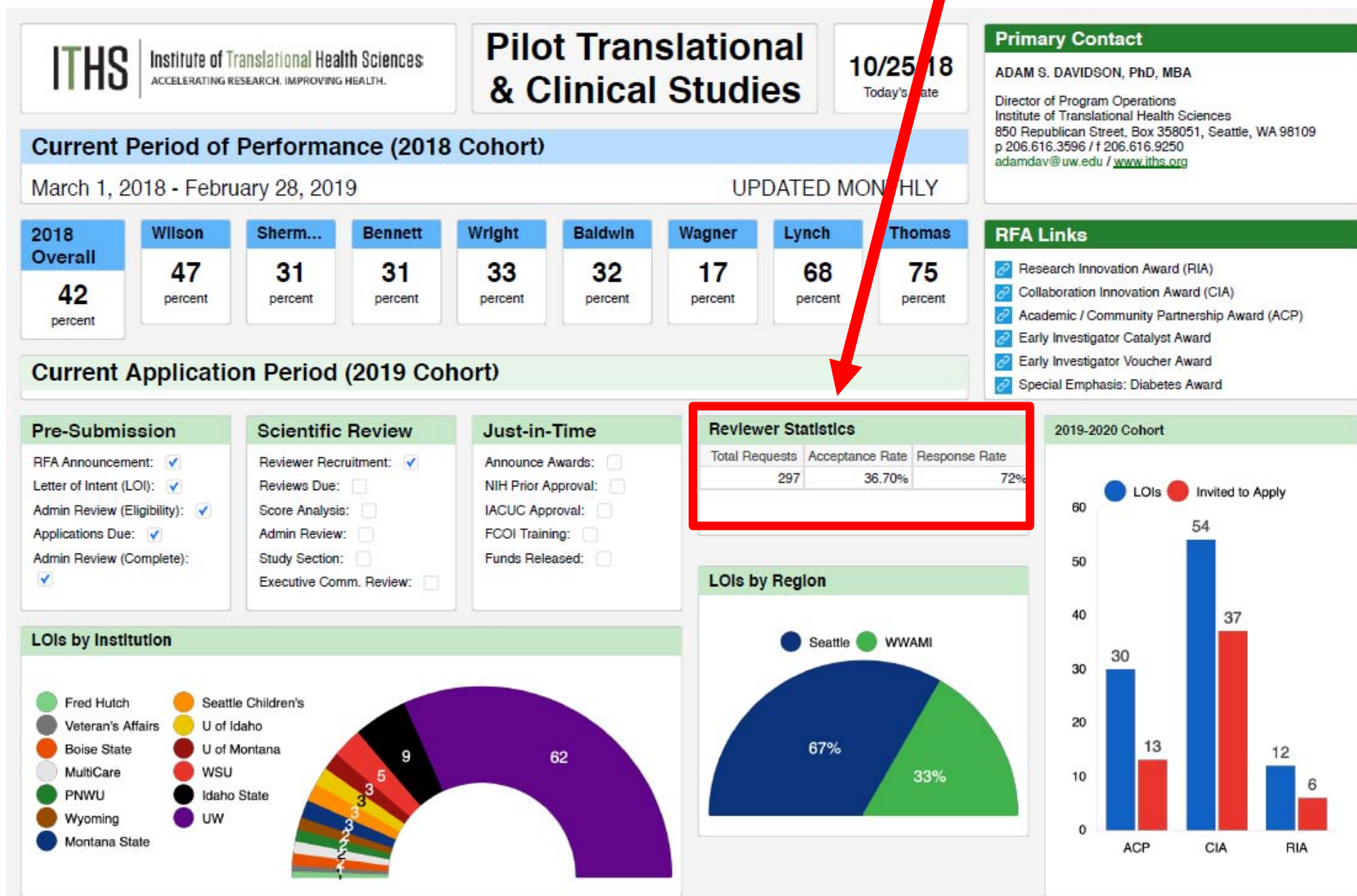
Pilot Award Dashboard (continued)



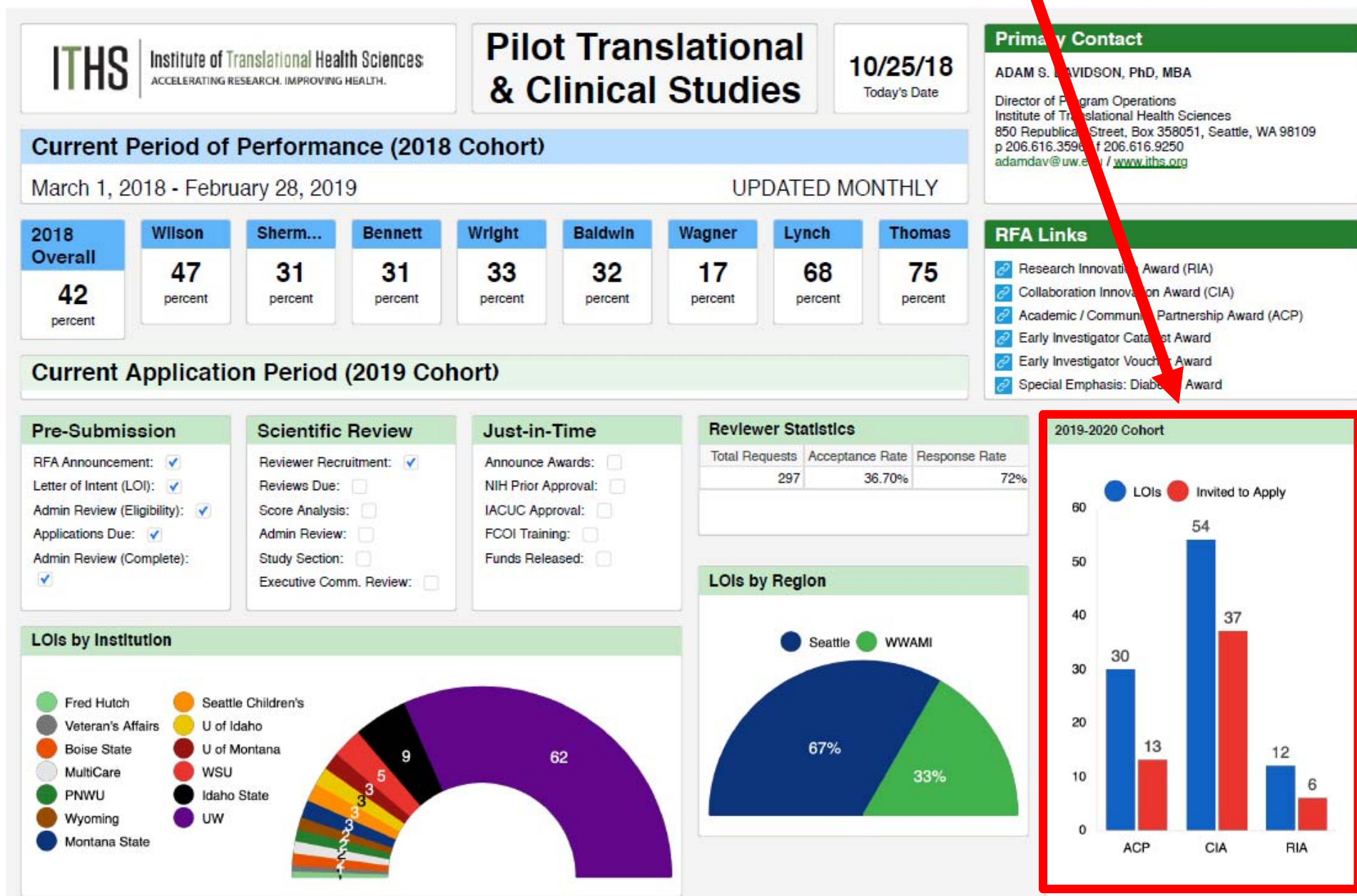
Pilot Award Dashboard (continued)




Pilot Award Dashboard (continued)



Pilot Award Dashboard (continued)



Pilot Award Dashboard (continued)



Institute of Translational Health Sciences
ACCELERATING RESEARCH. IMPROVING HEALTH.

Pilot Translational & Clinical Studies

10/25/18
Today's Date

Current Period of Performance (2018 Cohort)

March 1, 2018 - February 28, 2019

UPDATED MONTHLY

2018 Overall	Wilson	Sherm...	Bennett	Wright	Baldwin	Wagner	Lynch	Thomas
42 percent	47 percent	31 percent	31 percent	33 percent	32 percent	17 percent	68 percent	75 percent

Current Application Period (2019 Cohort)

Pre-Submission

RFA Announcement: ☒

Letter of Intent (LOI): ☒

Admin Review (Eligibility): ☒

Applications Due: ☒

Admin Review (Complete): ☒

Scientific Review

Reviewer Recruitment: ☒

Reviews Due: ☐

Score Analysis: ☐

Admin Review: ☐

Study Section: ☐

Executive Comm. Review: ☐

Just-in-Time

Announce Awards: ☐

NIH Prior Approval: ☐

IACUC Approval: ☐

FCOI Training: ☐

Funds Released: ☐

Reviewer Statistics

Total Requests	Acceptance Rate	Response Rate
297	36.7%	72%

LOIs by Institution

Institution	Count
Fred Hutch	62
Seattle Children's	9
U of Idaho	3
U of Montana	3
Boise State	3
MultiCare	3
PNWU	3
Idaho State	3
Wyoming	3
Montana State	3

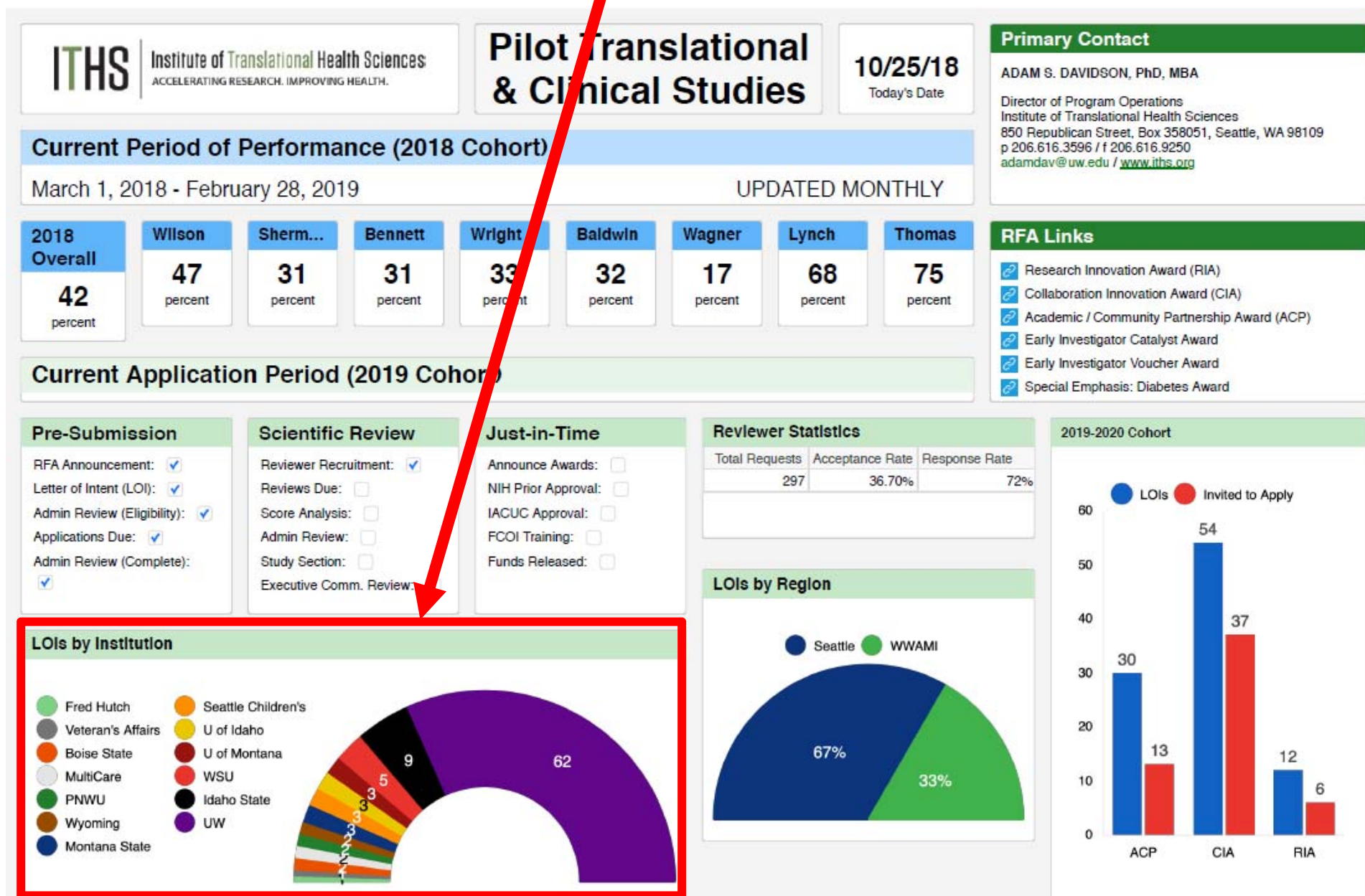
LOIs by Region

Region	Percentage
Seattle	67%
WWAMI	33%

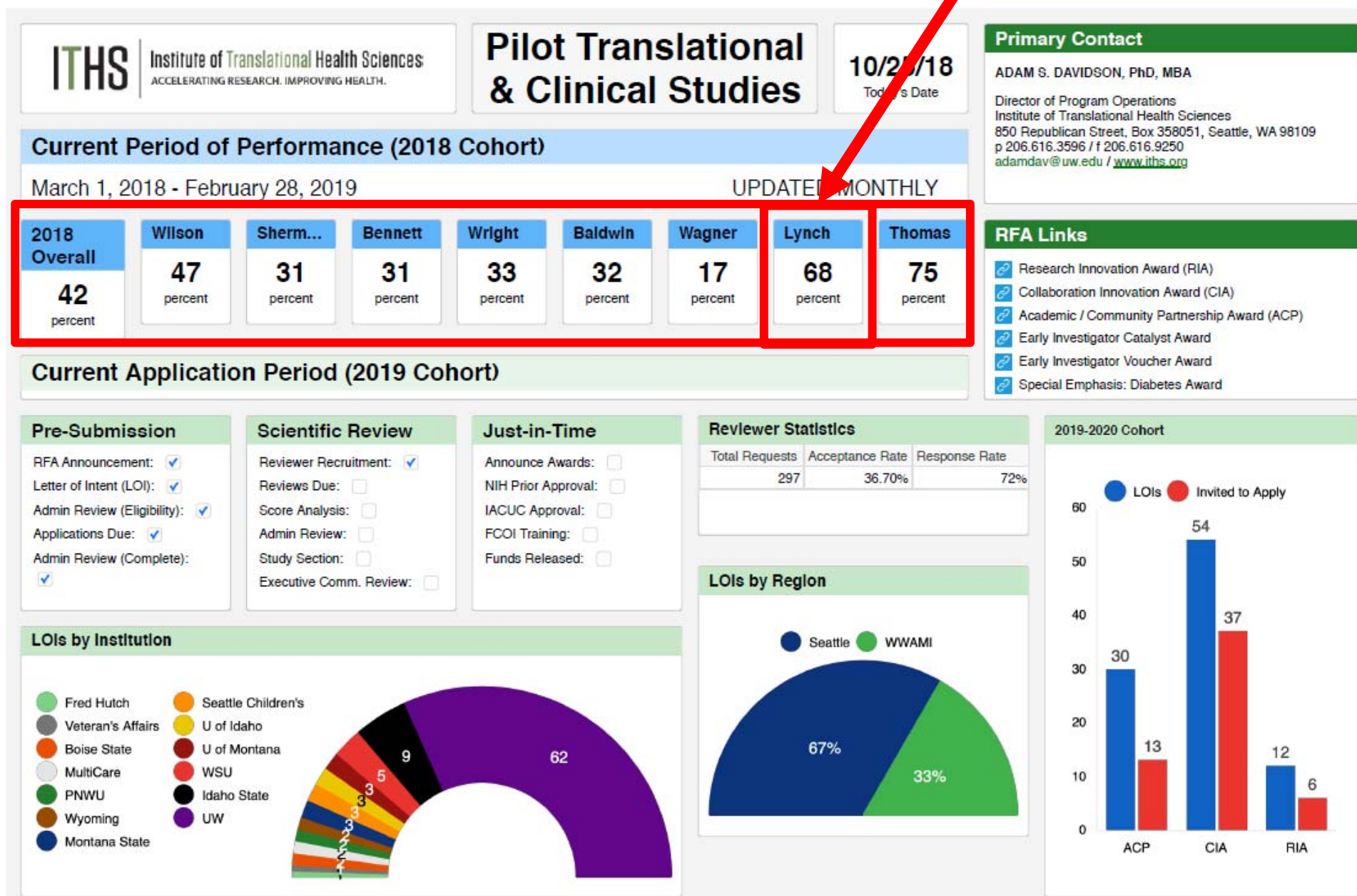
2019-2020 Cohort

Award Type	LOIs	Invited to Apply
ACP	30	13
CIA	54	37
RIA	12	6


Pilot Award Dashboard (continued)



Pilot Award Dashboard (continued)



Pilot (Lynch) Sheet 1

Done	Percent Done	Milestones & Sub-tasks	Assigned to:	Start Date	Due Date
<input type="checkbox"/>		Please update at the end of each month.			
<input type="checkbox"/>		2018-2019 ITHS Pilot Award		03/01/18	02/28/19
<input type="checkbox"/>	0	- Period of Performance		03/01/18	02/28/19
<input type="checkbox"/>	0	- MILESTONE #2: Health fair implementation	M. Lynch	03/01/18	02/28/19
<input checked="" type="checkbox"/>	0	Site selection	M. Lynch	03/01/18	03/31/18
<input checked="" type="checkbox"/>	0	Recruitment of ancillary services 12	M. Lynch	03/01/18	03/31/18
<input checked="" type="checkbox"/>	0	Health fair implementation	M. Lynch	03/01/18	05/31/18
<input type="checkbox"/>	0	- MILESTONE #3: Analysis and Publication	M. Lynch	03/01/18	02/28/19
<input type="checkbox"/>	75	Uptake and acceptability analysis	M. Lynch	03/01/18	07/31/18
<input type="checkbox"/>	50	Costing analysis	M. Lynch	03/01/18	07/31/18
<input type="checkbox"/>	75	KII analysis	M. Lynch	03/01/18	07/31/18
<input type="checkbox"/>	15	Manuscript writing and publication	M. Lynch	08/01/18	02/28/19
<input type="checkbox"/>	0	- MILESTONE #4: Dissemination	M. Lynch	06/01/18	09/30/18
<input checked="" type="checkbox"/>	0	Dissemination Planning	M. Lynch	06/01/18	07/31/18
<input checked="" type="checkbox"/>	0	Dissemination	M. Lynch	08/01/18	09/30/18
<input type="checkbox"/>	0	- MILESTONE #5: R01 Application	M. Lynch	08/01/18	01/31/19
<input checked="" type="checkbox"/>	0	Preliminary Analysis (Milestone 3)	M. Lynch	08/01/18	09/30/18
<input type="checkbox"/>	0	Preparation of R01 Application	M. Lynch	09/01/18	12/31/18
<input type="checkbox"/>	0	Submission	M. Lynch	01/01/19	01/31/19
<input type="checkbox"/>		Project Close-out Reminder	 Adam Davic	02/17/19	02/17/19
<input type="checkbox"/>		Final Project Summary (sent to you via REDCap)	M. Lynch	03/31/19	03/31/19

Pilot – Sheet 2

Done?	percent	Task	PI	Calc
	68	Lynch		67.91667
	0	MILESTONE #2: Health fair implementation	M. Lynch	0
true	0	Site selection	M. Lynch	100
true	0	Recruitment of ancillary services 12	M. Lynch	100
true	0	Health fair implementation	M. Lynch	100
	54	MILESTONE #3: Analysis and Publication	M. Lynch	53.75
	75	Uptake and acceptability analysis	M. Lynch	75
	50	Costing analysis	M. Lynch	50
	75	KII analysis	M. Lynch	75
	15	Manuscript writing and publication	M. Lynch	15
	0	MILESTONE #4: Dissemination	M. Lynch	0
true	0	Dissemination Planning	M. Lynch	100
true	0	Dissemination	M. Lynch	100
	0	MILESTONE #5: R01 Application	M. Lynch	0
true	0	Preliminary Analysis (Milestone 3)	M. Lynch	100
	0	Preparation of R01 Application	M. Lynch	0
	0	Submission	M. Lynch	0

Pilot Award Sheets

Sheet 1

Sheet 2

Dashboard



Done	Percent Done	Milestones & Sub-tasks	Assigned to	Start Date	Due Date
<input type="checkbox"/>		Please update at the end of each month.			
<input type="checkbox"/>		2018-2019 ITHS Pilot Award		03/01/18	02/28/19
<input checked="" type="checkbox"/>	0	Period of Performance		03/01/18	02/28/19
<input type="checkbox"/>	0	MILESTONE #2: Health fair implementation	M. Lynch	03/01/18	02/28/19
<input checked="" type="checkbox"/>	0	Site-selection	M-Lynch	03/01/18	03/01/18
<input checked="" type="checkbox"/>	0	Recruitment-of-auxiliary-services-42	M-Lynch	03/01/18	03/01/18
<input checked="" type="checkbox"/>	0	Health-fair-implementation	M-Lynch	06/01/18	06/01/18
<input type="checkbox"/>	0	MILESTONE #3: Analysis and Publication	M. Lynch	03/01/18	02/28/19
<input type="checkbox"/>	75	Uptake and acceptability analysis	M. Lynch	03/01/18	07/31/18
<input type="checkbox"/>	50	Cost-benefit analysis	M. Lynch	03/01/18	07/31/18
			M. Lynch	03/01/18	07/31/18
			M. Lynch	08/01/18	02/28/19
			M. Lynch	06/01/18	08/30/18
			M-Lynch	06/01/18	07/31/18
			M-Lynch	08/01/18	09/30/18
			M. Lynch	08/01/18	01/31/19
			M-Lynch	08/01/18	08/30/18
			M. Lynch	09/01/18	12/31/18
			M. Lynch	01/01/19	01/31/19
			Adam Davic	02/17/19	02/17/19
			M. Lynch	03/31/19	03/31/19
			DCap)		

68	Lynch	67.91667
0	MILESTONE #2: Health fair implementation	0
0	Site selection	100
0	Recruitment of ancillary services 12	100
0	Health fair implementation	100
54	MILESTONE #3: Analysis and Publication	53.75
75	Healthcare acceptability analysis	75
	sis	50
		75
	riting and publication	15
	#4: Dissemination	0
	Planning	100
		100
	#5: R01 Application	0
	alysis (Milestone 3)	100
	f R01 Application	0
		0

Primary Contact

ADAM S. DAVIDSON, PhD, MBA

Director of Program Operations
Institute of Translational Health Sciences
800 Resurrection Street, Box 350851, Seattle, WA 98109
p 206.616.3506 / f 206.616.3050
adavidson@u.washington.edu / adavidson@u.washington.edu

RFA Links

- Research Innovation Award (RIA)
- Collaboration Innovation Award (CIA)
- Academic / Community Partnership Award (ACP)
- Early Investigator Catalyst Award
- Early Investigator Voucher Award
- Special Emphasis: Diabetes Award

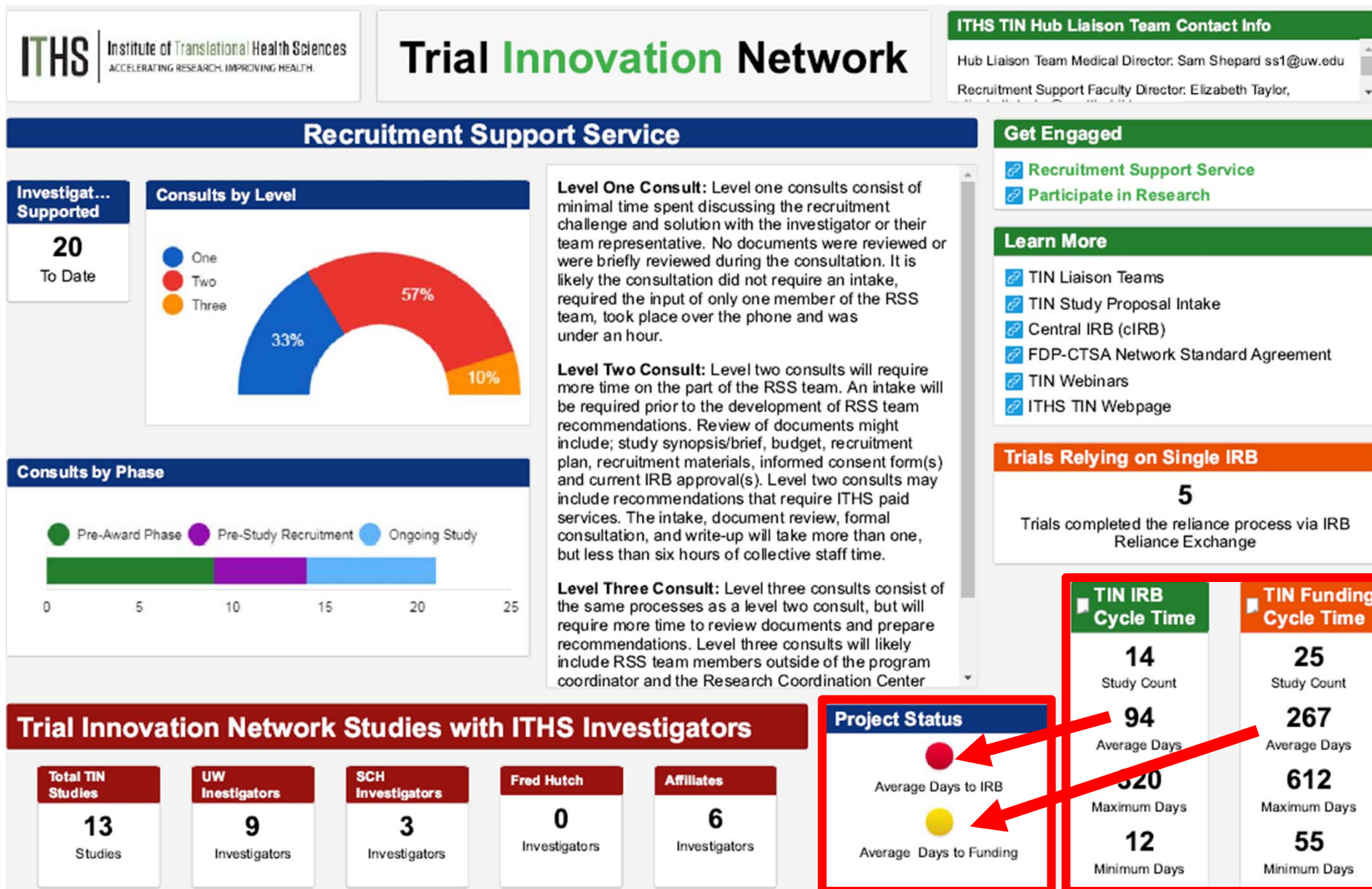
2019-2020 Cohort

90

LOIs

Invited to Apply

Trial Innovation Network Dashboard



TIN IRB Cycle Time

[illegible]

Rolling up (aggregating) Sheets

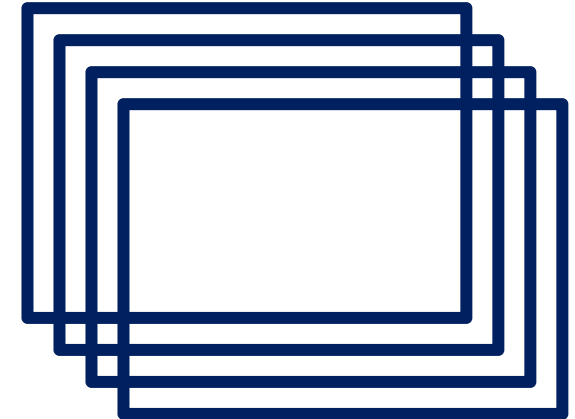
Sheet 1

68	Lynch	67.91667
0	MILESTONE #2: Health fair implementation	0
0	Site selection	100
0	Recruitment of ancillary services 12	100
0	Health fair implementation	100
54	MILESTONE #3: Analysis and Publication	53.75
75	Uptake and acceptability analysis	75
50	Costing analysis	50
75	KII analysis	75
15	Manuscript writing and publication	15
0	MILESTONE #4: Dissemination	0
0	Dissemination Planning	100
0	Dissemination	100
0	MILESTONE #5: R01 Application	0
0	Preliminary Analysis (Milestone 3)	100
0	Preparation of R01 Application	0
0	Submission	0

Sheet 2

Done	Percent Done	Milestones & Sub-tasks	Assigned to	Start Date	Due Date
		Please update at the end of each month.			
		2018-2019 ITHS Pilot Award		03/01/18	02/28/19
0	0	Period of Performance		03/01/18	02/28/19
0	0	MILESTONE #2: Health fair implementation	M. Lynch	03/01/18	02/28/19
0	0	Site selection	M. Lynch	03/01/18	03/31/18
0	0	Recruitment of ancillary services 12	M. Lynch	03/01/18	03/31/18
0	0	Health fair implementation	M. Lynch	03/01/18	06/30/18
0	0	MILESTONE #3: Analysis and Publication	M. Lynch	03/01/18	02/28/19
75	75	Uptake and acceptability analysis	M. Lynch	03/01/18	07/31/18
50	50	Costing analysis	M. Lynch	03/01/18	07/31/18
75	75	KII analysis	M. Lynch	03/01/18	07/31/18
15	15	Manuscript writing and publication	M. Lynch	08/01/18	02/28/19
0	0	MILESTONE #4: Dissemination	M. Lynch	06/01/18	09/30/18
0	0	Dissemination Planning	M. Lynch	06/01/18	02/28/19
0	0	Dissemination	M. Lynch	06/01/18	06/30/18
0	0	MILESTONE #5: R01 Application	M. Lynch	09/01/18	01/31/19
0	0	Preliminary Analysis (Milestone 3)	M. Lynch	09/01/18	06/30/18
0	0	Preparation of R01 Application	M. Lynch	09/01/18	12/31/18
0	0	Submission	M. Lynch	01/01/19	01/31/19
		Project Close-out Reminder	Adam Davis	02/17/19	02/17/19
		Final Project Summary (sent to you via REDCap)	M. Lynch	03/31/19	03/31/19

Sheet 3-n



New Roll-up
Dashboard

Dashboards for Evaluation

- Track meaningful information that can guide areas of improvement
- Guide leadership discussions & work
- Identifying best practices
- Clarify expectations
- Align the organization

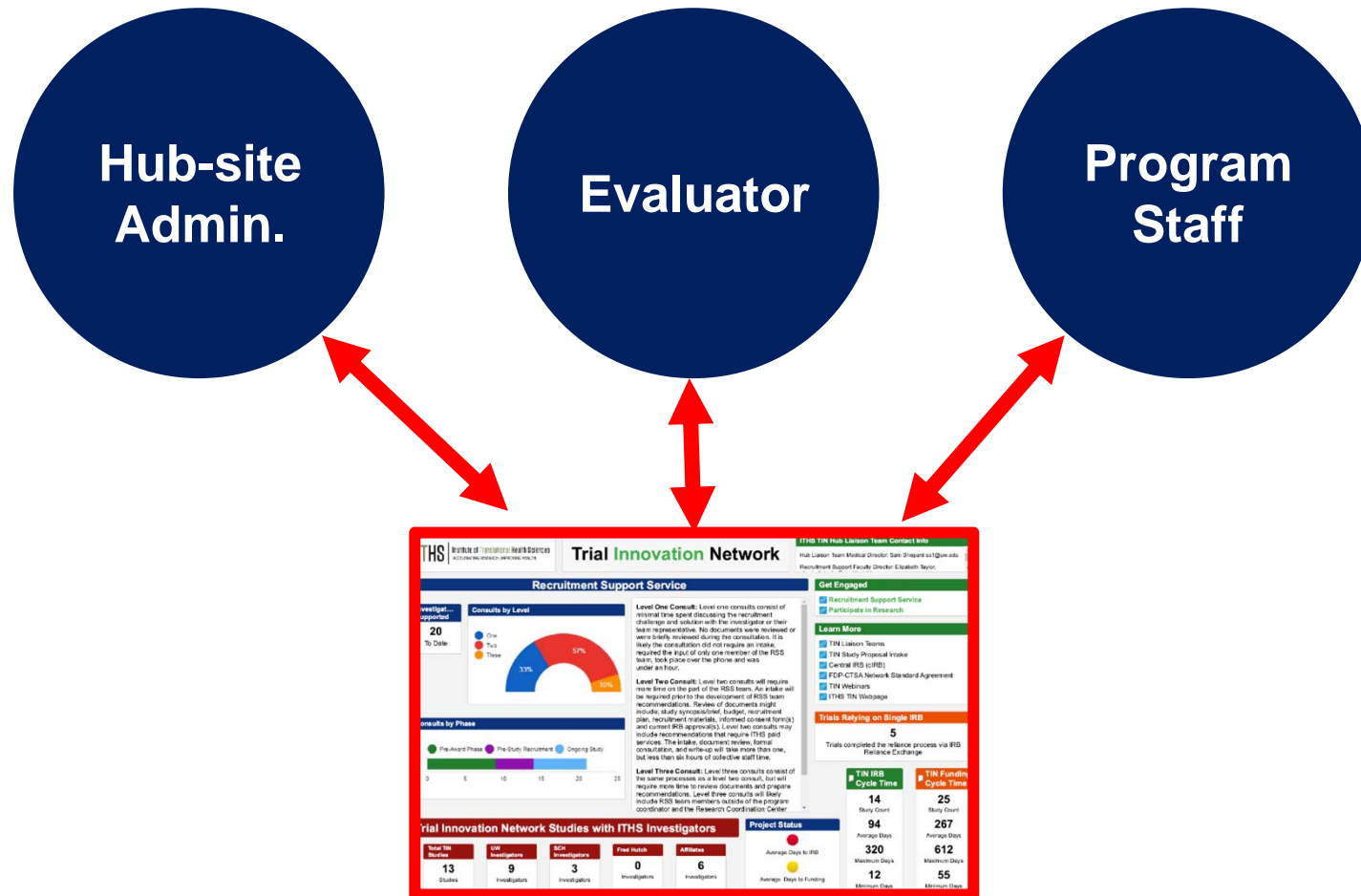
Limitation

Dashboards do not replace other more investigative forms of evaluation

Challenges

- Identifying useful metrics to post
- Data feeding into dashboard needs to be updated regularly


Dashboard Audiences



Thank You

Questions?

Lynch Status – Sheet 2

Done	Percent Done	Milestones & Sub-tasks	Assigned to:	Start Date	Due Date	2019																							
						Mar	Apr	May	Jun	Jul	Aug	Sep	Oct	Nov	Dec	Jan	Feb	Mar	Apr	May	Jun	Jul	Aug	Sep	Oct	Nov			
<input type="checkbox"/>		Please update at the end of each month.																											
<input type="checkbox"/>		2018-2019 ITHS Pilot Award		03/01/18	02/28/19																								
<input type="checkbox"/>	68	Period of Performance		03/01/18	02/28/19																								
<input type="checkbox"/>	0	MILESTONE #2: Health fair implementation	M. Lynch	03/01/18	05/31/18																								
<input checked="" type="checkbox"/>	0	Site selection	M. Lynch	03/01/18	03/31/18																								
<input checked="" type="checkbox"/>	0	Recruitment of ancillary services 12	M. Lynch	03/01/18	03/31/18																								
<input checked="" type="checkbox"/>	0	Health fair implementation	M. Lynch	03/01/18	05/31/18																								
<input type="checkbox"/>	54	MILESTONE #3: Analysis and Publication	M. Lynch	03/01/18	02/28/19																								
<input type="checkbox"/>	75	Uptake and acceptability analysis	M. Lynch	03/01/18	07/31/18																								
<input type="checkbox"/>	50	Costing analysis	M. Lynch	03/01/18	07/31/18																								
<input type="checkbox"/>	75	KII analysis	M. Lynch	03/01/18	07/31/18																								
<input type="checkbox"/>	15	Manuscript writing and publication	M. Lynch	08/01/18	02/28/19																								
<input type="checkbox"/>	0	MILESTONE #4: Dissemination	M. Lynch	06/01/18	09/30/18																								
<input checked="" type="checkbox"/>	0	Dissemination Planning	M. Lynch	06/01/18	07/31/18																								
<input checked="" type="checkbox"/>	0	Dissemination	M. Lynch	08/01/18	09/30/18																								
<input type="checkbox"/>	0	MILESTONE #5: R01 Application	M. Lynch	08/01/18	01/31/19																								
<input checked="" type="checkbox"/>	0	Preliminary Analysis (Milestone 3)	M. Lynch	08/01/18	09/30/18																								
<input type="checkbox"/>	0	Preparation of R01 Application	M. Lynch	09/01/18	12/31/18																								
<input type="checkbox"/>	0	Submission	M. Lynch	01/01/19	01/31/19																								
<input type="checkbox"/>		Project Close-out Reminder	 Adam Davis	02/17/19	02/17/19																								
<input type="checkbox"/>		Final Project Summary (sent to you via REDCap)	M. Lynch	03/31/19	03/31/19																								