

Distributing Power – Intentional Collaboration to Build Evaluation Capacity Across a Public School District



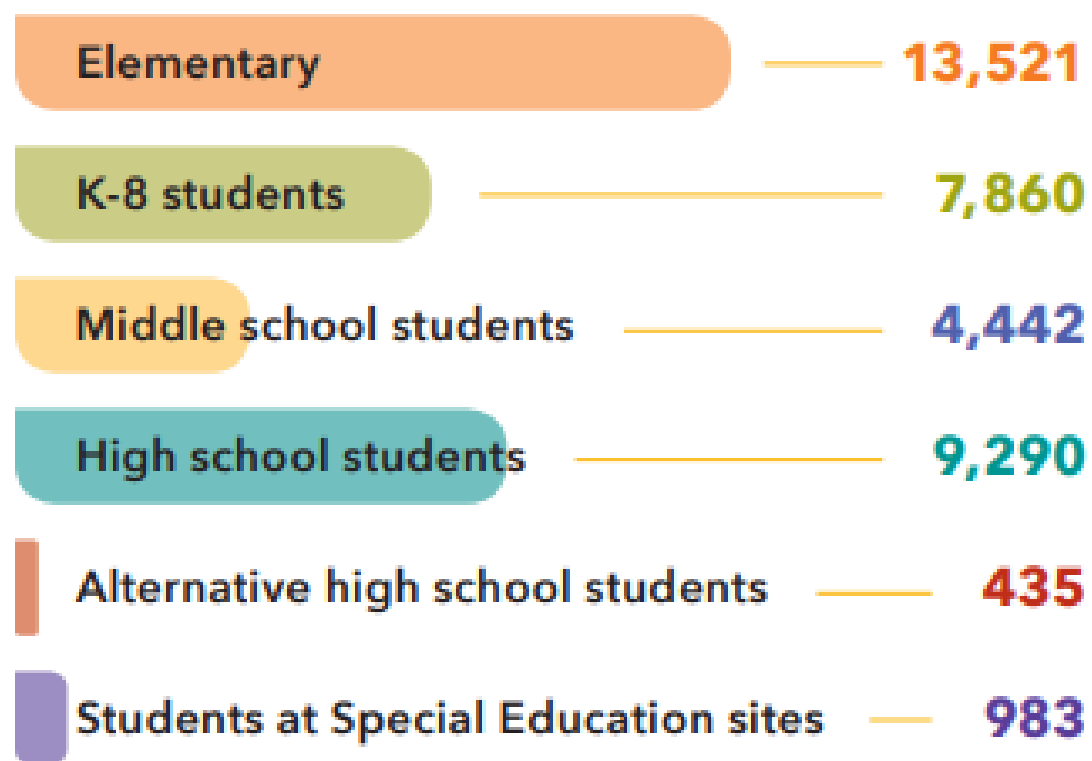
Leona Thao
Jennie Zumbusch
Maren Henderson

October 31, 2018

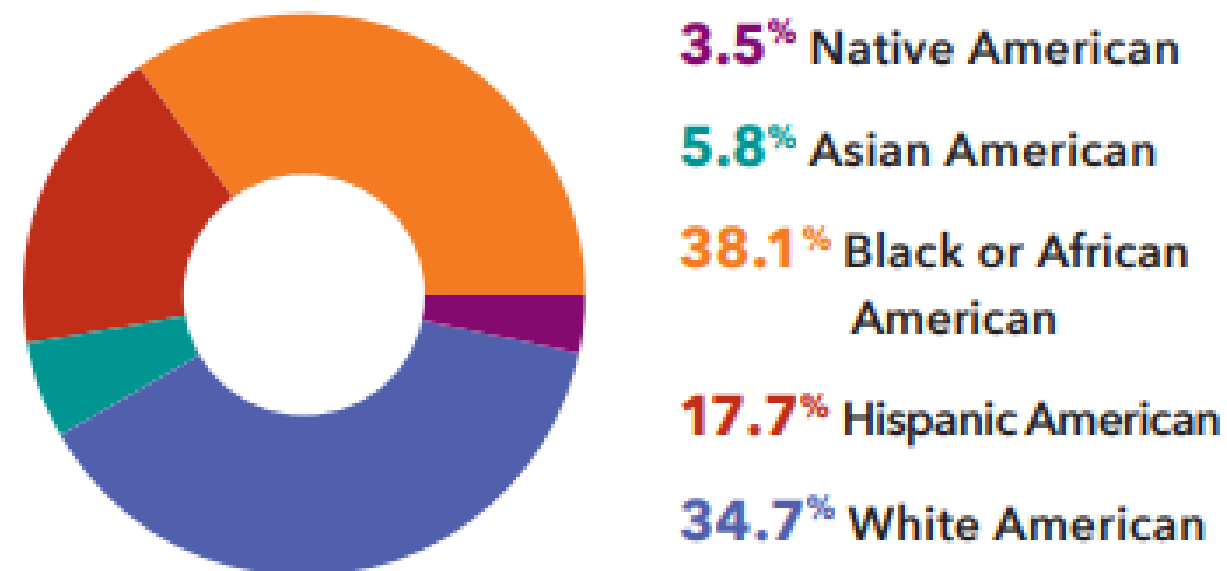


What brings you here?

Number of students – 36,531



Students demographics

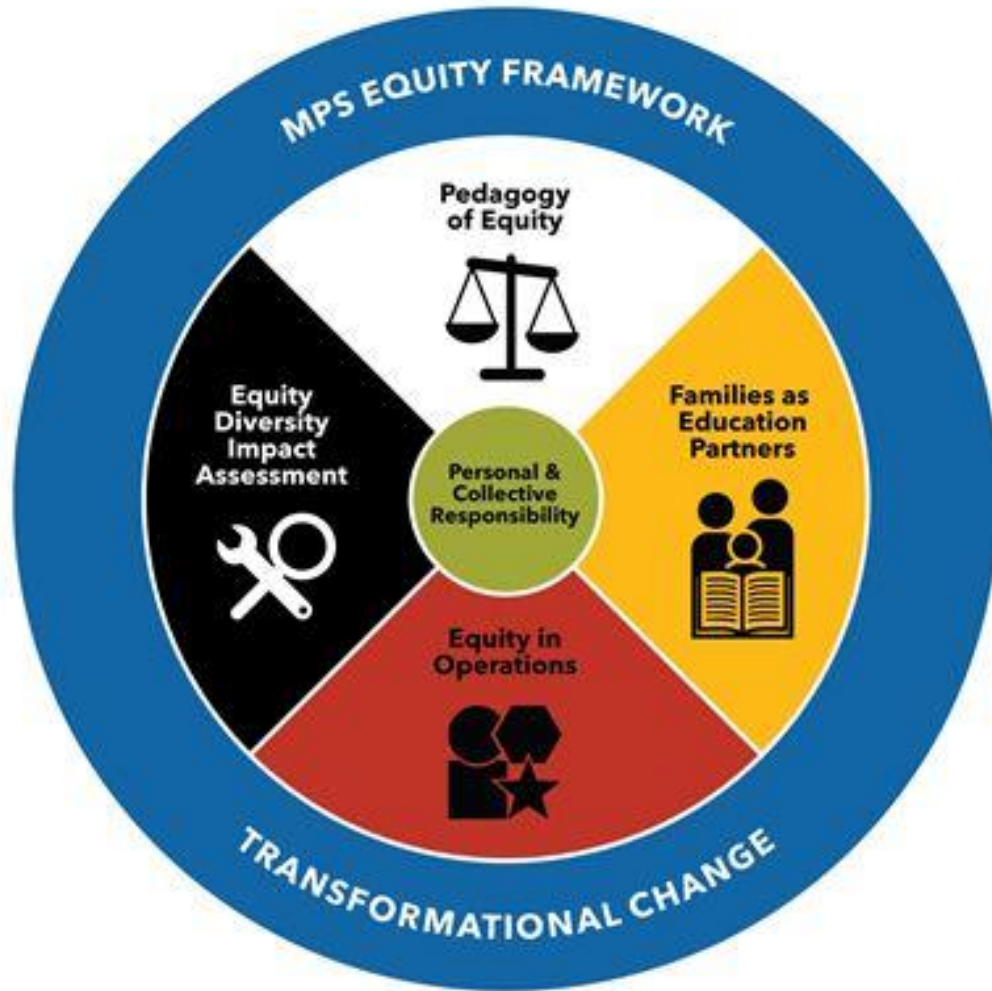


Multi-Tiered
System of
Supports

Social
Emotional
Learning

Equity

Balanced
Literacy
PreK-5

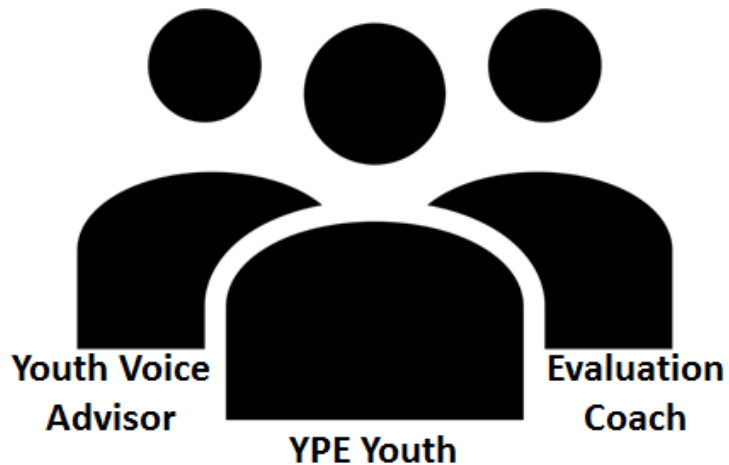


BRINGING YOUTH VOICE TO MINNEAPOLIS PUBLIC SCHOOLS



MPS is committed to identifying and correcting practices and policies that perpetuate the achievement gap and institutional racism in all forms.

The Board of Directors, Superintendent and staff commit to conducting an **Equity and Diversity Impact Assessment** on all future policies that have a significant impact on student learning and resource allocation.



U.S. Department's Office of Civil Rights and MPS signed a mutual agreement.

For all MPS middle and high schools to "establish a **student committee**...to discuss matters concerning the equitable treatment of students in the implementation of the District's discipline policies, practices and procedures and to identify steps the students believe the District could take to improve student behavior and cause students to be more engaged in the educational program."

Challenges of Community & Youth-Based Equity Efforts



- Lack of trust
- Lack of buy-in
- Lack of resources and capacity
 - Engagement is VERY time consuming
- Language barriers
- Power
 - Politics of decision-making
 - Decision makers do not represent or have the knowledge of diverse stakeholders

1. Defining the Problem/Program

2. Shared way of knowing


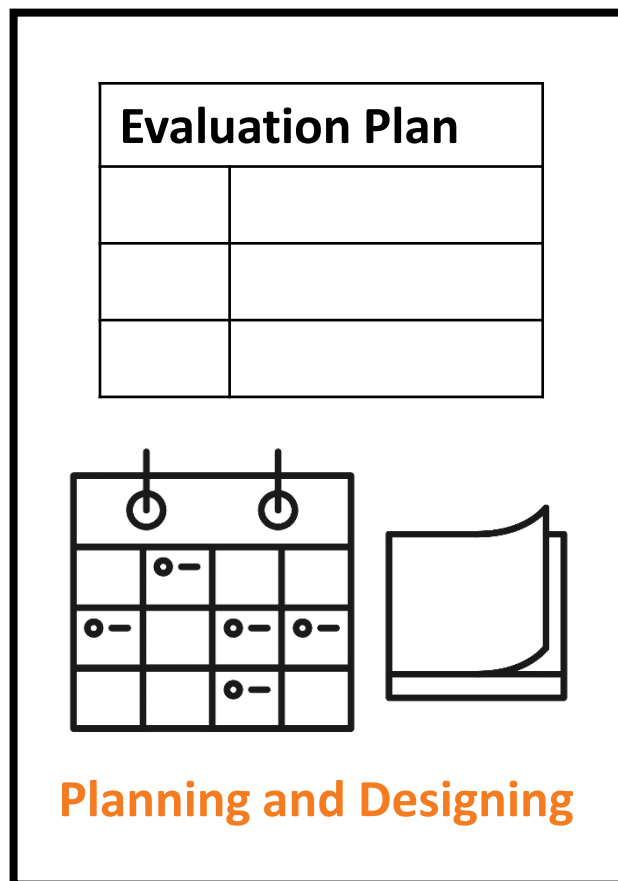
3. Make Meaning of Data & Develop an Action Plan


Partial EDIA Form

- Problem
- Root Causes
- Impact
- Mitigation

Youth Voice


What is getting in the way of you and your classmates having the school experience you want to have?



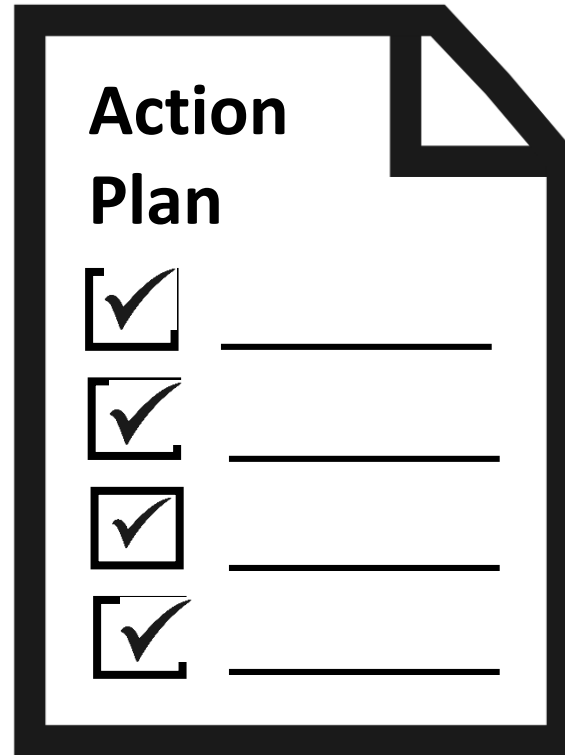


Make meaning of data and information

Three Act Data Conversation		
Act	Overview	Other
Act 1: Examine the data	<ul style="list-style-type: none"> - Who are the participants? - What are some of the most common responses? - Which schools have the highest/lowest rates? 	
Act 2: Make meaning of the data	<ul style="list-style-type: none"> - What is going on during high frequency periods (holiday, lunch, etc.)? - What systems and structures do you have in place to support students during these times? - Why might some of schools have higher rates? 	
Act 3: Make a plan to act on the data	<ul style="list-style-type: none"> - Does your school/the district have the right systems, structures and supports in place? - What additional supports might your school/the district consider? - What supports can help your school/the district reduce inequities? 	



Share/Present findings to
decision makers and the public



Develop an action plan

Build districtwide processes at every level to increase:

- transparency,
- trust,
- minimize the political-ness of situations and environments, and
- increase evaluation capacity and use of data.

What do you see are some possible
intended or unintended
consequences of this work?

Thank you!