

Designing summer youth program evaluations that work!

Ann Gillard, Ph.D.
Director of Research and Evaluation

Laurie Browne, Ph.D.
Research Team



Overview

1. Establish evaluation questions

Overview

1. Establish evaluation questions
2. Identify evaluation methods

Overview

1. Establish evaluation questions
2. Identify evaluation methods
3. Engage staff

Overview

1. Establish evaluation questions
2. Identify evaluation methods
3. Engage staff
4. Plan for data collection

Overview

1. Establish evaluation questions
2. Identify evaluation methods
3. Engage staff
4. Plan for data collection
5. Collect data

Overview

1. Establish evaluation questions
2. Identify evaluation methods
3. Engage staff
4. Plan for data collection
5. Collect data
6. Analyze data

Overview

1. Establish evaluation questions
2. Identify evaluation methods
3. Engage staff
4. Plan for data collection
5. Collect data
6. Analyze data
7. Report to stakeholders

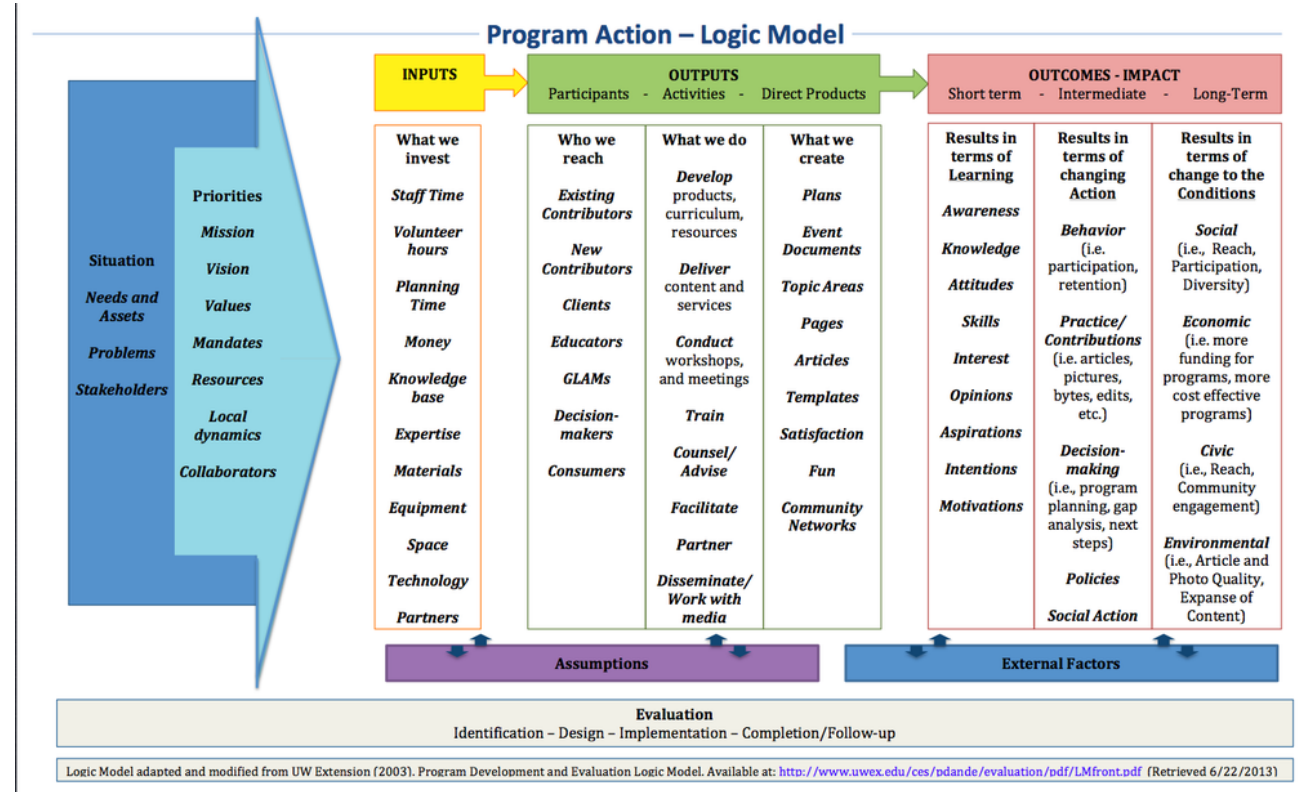
Overview

1. Establish evaluation questions
2. Identify evaluation methods
3. Engage staff
4. Plan for data collection
5. Collect data
6. Analyze data
7. Report to stakeholders
8. Plan program improvements


Template

https://docs.google.com/spreadsheets/d/1apd5EKy7ZOdzXriduJhPW3e_sHsAy8nI34m3PFORng/edit?usp=sharing

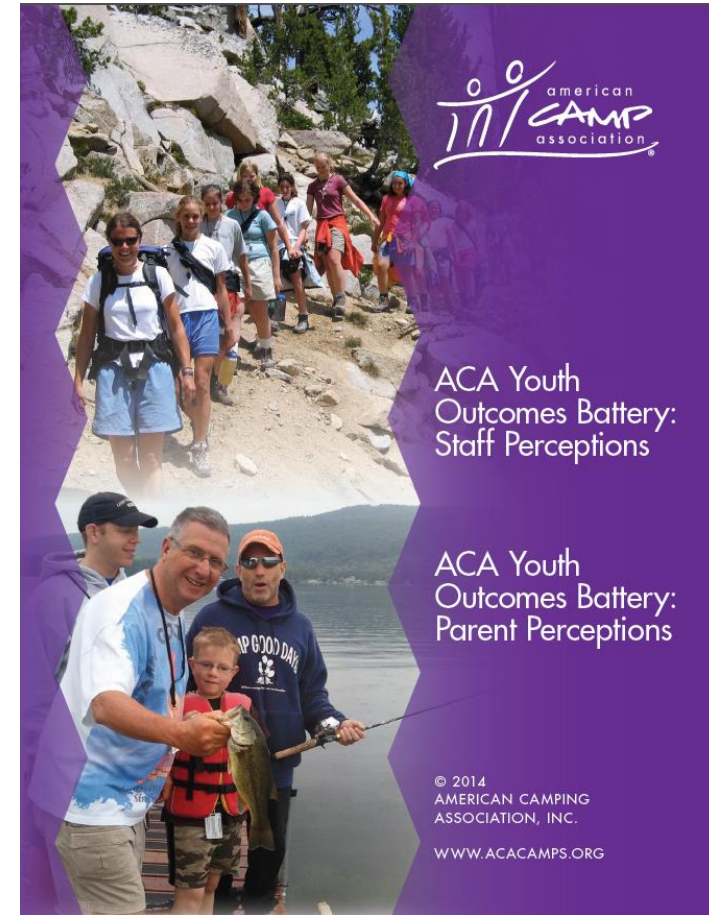
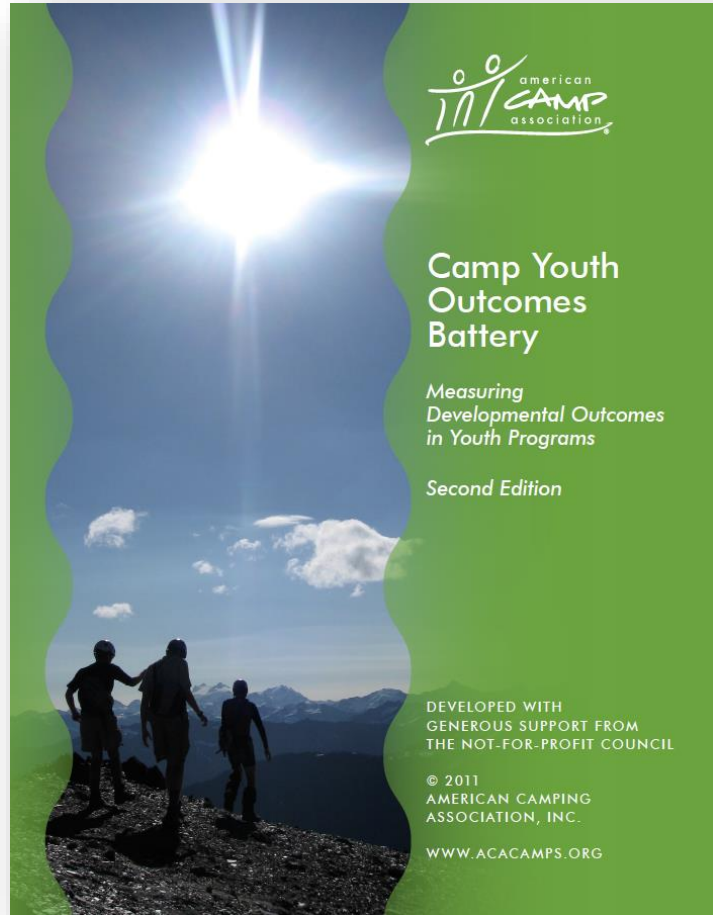
Establish Evaluation Questions



Establish Evaluation Questions



Identify Evaluation Methods



- Friendship Skills
- Responsibility
- Independence
- Family Citizenship
- Teamwork
- Competence
- Exploration
- Affinity for Nature
- Problem Solving Confidence
- Camp Connectedness
- Spiritual Well-Being



- Affinity for Exploration
- Friendship Skills
- Affinity for Nature
- Camp Connectedness
- Perceived Competence
- Responsibility
- Independence
- Teamwork Skills
- Problem Solving Confidence
- Family Citizenship Behavior (P)





The Camp Program Quality Assessment (Camp PQA) Development and Pilot Study

December, 2009 (modified April 2010)

Tom Akiva

David P. Weikart Center for Youth Program Quality



Correspondence regarding this report can be addressed to: Tom Akiva at toma@cypq.org or David P. Weikart
Center for Youth Program Quality, 124 Pearl Street, Suite 601, Ypsilanti, MI 48197.
Visit our website at www.cypq.org



Structured Activities



Informal Climate



Administrative Practices

Form A: Structured Activities

Activity Climate

Learning
Environment

Engagement



Form A2: Informal Climate



Informal Climate

Staff friendliness

Staff circulation

Emotional safety

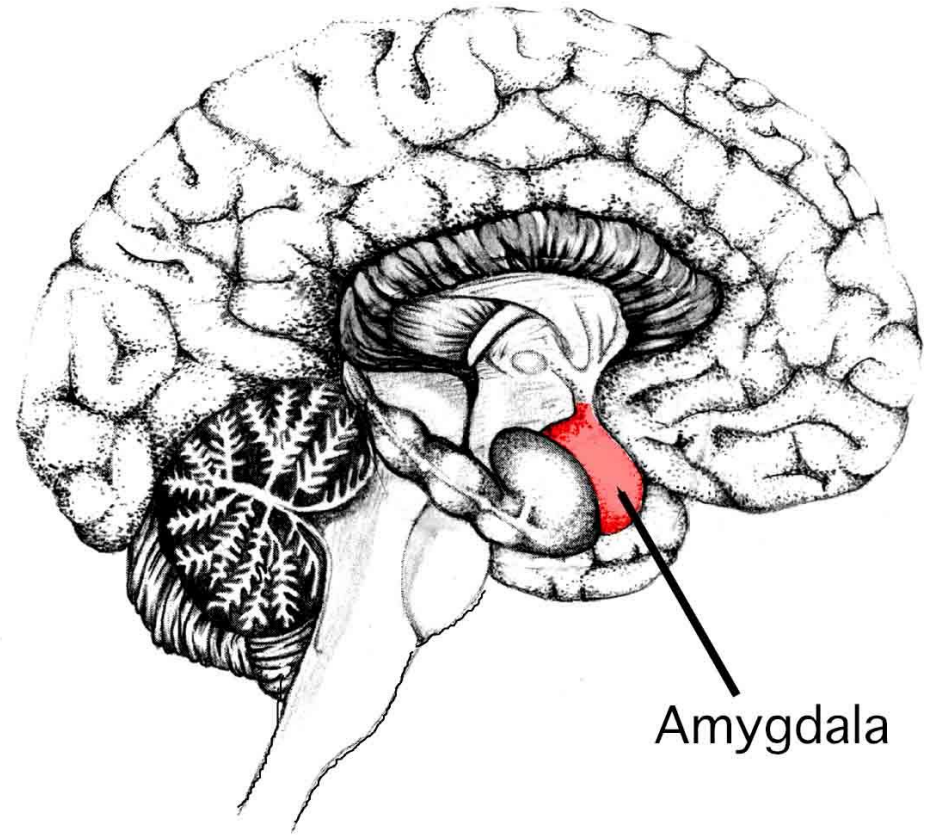
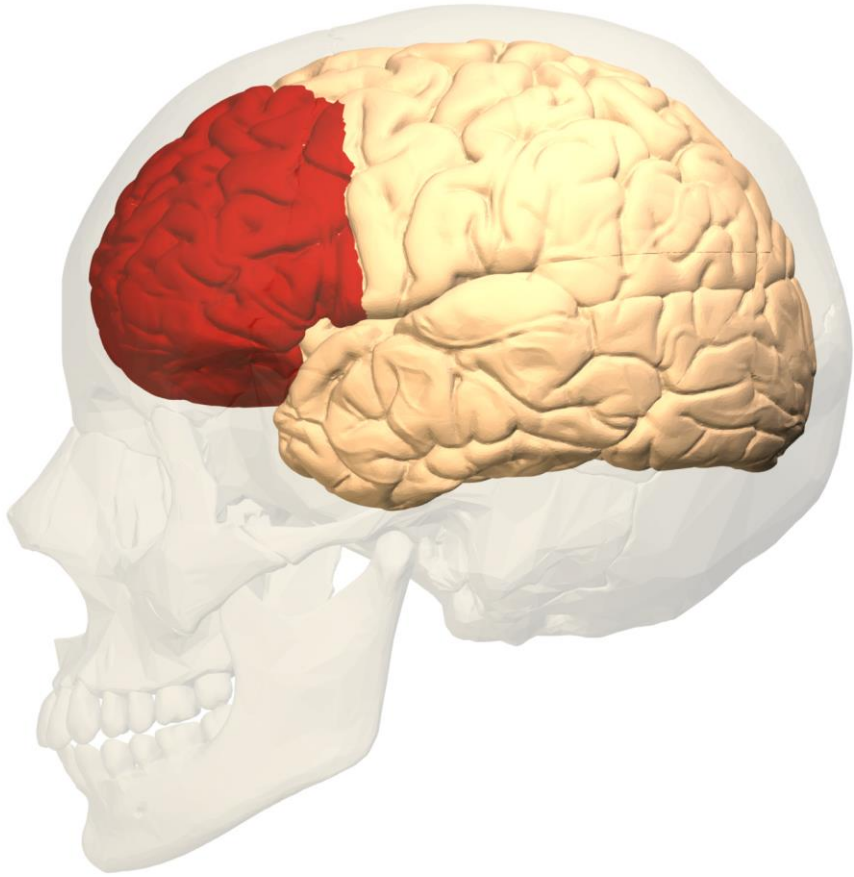
Feelings & conflicts

Nature Supplement

Physical setting

Program
implementation

Engage Staff



**Ignite their
passions**







2016 Camper Survey Guidelines

- **Why:** To ensure we are living up to Camp's Mission and Values. Campers' answers will provide us with really important info on what we're doing for Campers, and help us understand our strengths and areas for growth. Campers LOVE to share their opinions with Camp, and this gives them the chance to do so.
- **What:** Campers complete surveys about appreciation, possibility, friendship skills, and program fun on The Hole in the Wall Gang Camp's mini iPads.
- **When:** Second-to-last day, in the afternoon.
- **Where:** In each cabin. It is highly recommended you do this in the cabin and not somewhere else like the theater because there are fewer distractions in the cabin.
- **Who:** All Campers except those on the list given to you. For those on the list (i.e., those who don't have parental permission to participate in the survey), offer them other things to do around the Cabin. If you have one or more campers without permission to do the surveys, just tell the rest that they have been "randomly selected" for the survey, or distract the camper with a game or activity outside. Be your kind and considerate self and make sure these campers don't feel left out.

Plan for Data Collection






Collect Data








Analyze Data



MY PROFILESIGN OUT

Youth Outcomes Analysis Tool



Welcome to the ACA Youth Outcomes Battery (YOB) area!

From here, you can:

- Create/edit your YOB surveys
- Enter your campers' responses from paper/pencil YOB surveys
- Access statistical reports (including charts) of general results as well as by demographics included in your survey
- Export your YOB survey data

START HERE!

See My Results! Select a Report

1

Entry form

Your unique variables

Select up to 10 different variables you would like to explore/compare with your survey data.

Examples: A unit, session, site, team, activity, etc.

Don't include: age, gender, session length, years coming to your camp, race/ethnicity, and enjoyment (automatically included in each survey).

Use My Variable Section * ☐ Yes ☐ No

My Variable Instructions *

Use My Variable 1 * ☐ Yes ☐ No

My Variable 1 *

Use My Variable 2 * ☐ Yes ☐ No

My Variable 2 *

Use My Variable 3 * ☐ Yes ☐ No

My Variable 3 *

Use My Variable 4 * ☐ Yes ☐ No

My Variable 4 *

Use My Variable 5 * ☐ Yes ☐ No

My Variable 5 *

Use My Variable 6 * ☐ Yes ☐ No

My Variable 6 *

Use My Variable 7 * ☐ Yes ☐ No

My Variable 7 *

2

Entry form

Use My Variable 5 * ☐ Yes ☐ No

My Variable 5 *

Use My Variable 6 * ☐ Yes ☐ No

My Variable 6 *

Use My Variable 7 * ☐ Yes ☐ No

My Variable 7 *

Use My Variable 8 * ☐ Yes ☐ No

My Variable 8 *

Use My Variable 9 * ☐ Yes ☐ No

My Variable 9 *

Use My Variable 10 * ☐ Yes ☐ No

My Variable 10 *

Which of the Youth Outcomes Surveys did you use?

Affinity For Nature Long * ☐ Yes ☐ No

Affinity For Nature Short * ☐ Yes ☐ No

Camp Connectedness * ☐ Yes ☐ No

Family Citizenship * ☐ Yes ☐ No

Friendship Skills * ☐ Yes ☐ No

Independence * ☐ Yes ☐ No

Interest In Exploration * ☐ Yes ☐ No

Perceived Competence * ☐ Yes ☐ No


Problem Solving * ☐ Yes ☐ No

Responsibility * ☐ Yes ☐ No

Spiritual Well Being * ☐ Yes ☐ No

Teamwork * ☐ Yes ☐ No

3



Welcome Laurie

MY PROFILESIGN OUT

GO BACK

Click Add Responses to add information from your paper survey or to set up an iPad/tablet for use by your participants.

Data from each of these camps will be analyzed separately.

ADD RESPONSES

ACA Number	Camper's Unique ID Number	Gender	Age	Long At Camp	Years Coming	How Much Did You Enjoy	Unit
Edit 9078422		Girl/Female	12	2 weeks	This is my 3rd time	9 *****	B
Edit 9078422		Girl/Female	13	2 weeks	This is my 4th time	8 *****	B
Edit 9078422		Boy/Male	12	2 weeks	This is my 3rd time	9 *****	B
Edit 9078422		Gender Nonconforming	11	2 weeks	This is my 2nd time	6 *****	G
Edit 9078422		Gender Nonconforming	12	2 weeks	This is my 4th time	8 *****	G
Edit 9078422		Girl/Female	14	2 weeks	This is my 4th time	8 *****	B
Edit 9078422		Girl/Female	12	2 weeks	This is my 1st time	7 *****	G
Edit 9078422		Girl/Female	12	2 weeks	This is my 1st time	7 *****	G
Edit 9078422		Girl/Female	11	2 weeks	This is my 1st time	6 *****	G
Edit 9078422		Girl/Female	12	2 weeks	This is my 1st time	6 *****	G

Page: 1 of 7

GO

Page size: 10

CHANGE

Item 1 to 10 of 68

4

Add

Independence

1. Needing less help from adults

☐ Decreased

☐ Did not increase or decrease

☐ Increased a little bit, maybe

☐ Increased some, I am sure

☐ Increased a lot, I am sure

2. Taking care of myself

☐ Decreased

☐ Did not increase or decrease

☐ Increased a little bit, maybe

☐ Increased some, I am sure

☐ Increased a lot, I am sure

3. Being less dependent on my family

☐ Decreased

☐ Did not increase or decrease

☐ Increased a little bit, maybe

☐ Increased some, I am sure

☐ Increased a lot, I am sure

4. Making good decisions even when members of my family are not around to help me

☐ Decreased

☐ Did not increase or decrease

☐ Increased a little bit, maybe

☐ Increased some, I am sure

☐ Increased a lot, I am sure

5. Making decisions without adults helping me

☐ Decreased

☐ Did not increase or decrease

☐ Increased a little bit, maybe

☐ Increased some, I am sure

☐ Increased a lot, I am sure

6. Making decisions by myself

☐ Decreased


☐ Did not increase or decrease

☐ Increased a little bit, maybe

☐ Increased some, I am sure

☐ Increased a lot, I am sure

5



See My Results! Select a Report

Gender By Survey

Gender By Individual Camp

Age By Survey

Age By Individual Camp

Race/Ethnicity By Survey

Race/Ethnicity By Individual Camp

Affiliation By Survey

Affiliation By Individual Camp

State or Province

State or Province By Survey

State or Province By Individual Camp

Campers

Citizenship By Survey

Citizenship By Individual Camp

Enjoyed Camp By Survey

Enjoyed Camp By Individual Camp

Camp Session Length By Survey

Camp Session Length By Individual Camp

Years at this Camp By Survey

Years at this Camp By Individual Camp

Unique Camper By Survey

Unique Camper By Individual Camp

Survey Info

Export All Results By Survey

General Results By Survey

General Results By Individual Camp

Survey Data By Survey

Survey Data By Individual Camp

Group Number By Survey

6

Analyze Data

Gender

Survey Name	Variable	Cnt Of N	Avg. FR	Avg. I	Avg. T	Avg. FCB	Avg. PC	Avg. IE	Avg. R	Avg. ANL	Avg. ANS	Avg. PSC	Avg. CC	Avg. SW
Boogie Woogie Survey	Boy/Male	27		3.84										
Boogie Woogie Survey	Gender Nonconforming	6		3.94										
Boogie Woogie Survey	Girl/Female	34		3.26										4.00
Boogie Woogie Survey	I don't want to say	1		3.00										
Number of Respondents:		68												

PRINT

1

of 1

Boogie Woogie Survey - By Gender - Number of Respondents were 68



Analyze Data

ACA Outcomes - Older Camper version 2

Home Insert Page Layout Formulas Data Review View

Paste Conditional Formatting Format as Table Cell Styles

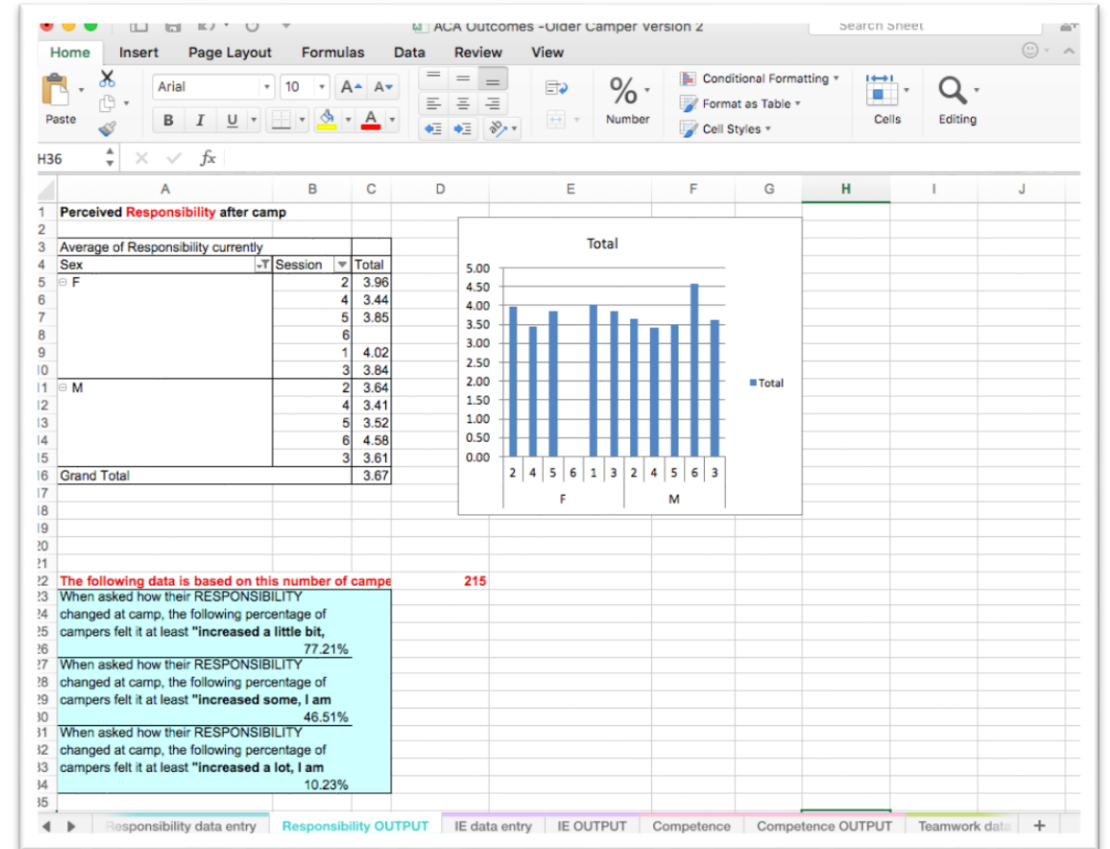
Number

Cells Editing

L208

	A	B	C	D	E	F	G	H	I	J	K	L	M	N	O	P
1	Demographic variables						Responsibility (6 items)									
2	ID	Age	Sex	Years at camp	Session		1	2	3	4	5	6				
3	1	11	F	4	1	0	5	5	5	5	4	5				
4	2	10	F	1	1	0	2	1	3	2	2	4				
5	3	11	F	2	1	0	5	5	4	3	5	5				
6	4	10	F	3	1	0	5	5	5	5	5	5				
7	5	11	F	0	1	0	5	5	4	3	3	5				
8	6	10	F	1	1	0	4	5	5	5	5	5				
9	7	10	F	0	1	0	3	4	4	4	4	2				
10	8	10	F	1	1	0	3	4	3	5	5	5				
11	9	11	F	0	1	0	4	5	4	4	5	5				
12	10	9	F	1	1	0	5	4	5	5	5	5				
13	11	9	F	1	1	0	4	4	4	5	5	5				
14	12	9	F	3	1	0	5	3	4	4	5	3				
15	13	10	F	1	1	0	4	4	5	4	5	3				
16	14	10	F	3	1	0	5	5	4	3	4	5				
17	15	10	F	2	1	0	1	1	3	3	3	1				
18	16	9	F	1	1	0	4	3	5	3	2	2				
19	17	10	F	1	1	0	4	3	4	3	4	3				
20	18	11	M	0	2	0	5	5	5	5	5	5				
21	19	12	M	1	2	0	5	5	5	5	5	5				
22	20	11	M	1	2	0	3	2	4	3	2	2				
23	21	11	M	1	2	0	5	3	4	5	3	5				
24	22	12	M	4	2	0	2	3	2	3	2	2				
25	23	12	M	2	2	0	4	5	2	3	4	5				
26	24	13	M	5	2	0	5	4	4	5	4	5				
27	25	11	F	2	2	0	4	5	4	5	5	4				
28	26	11	F	1	2	0	5	5	5	5	5	5				
29	27	12	F	1	2	0	4	3	4	4	4	4				
30	28	12	F	0	2	0	4	5	5	3	5	5				
31	29	12	F	1	2	0	4	5	5	5	5	4				
32	30	11	F	1	2	0	4	4	5	5	5	4				
33	31	11	M	4	2	0	4	4	3	4	5	3				
34	32	12	M	5	2	0	4	3	2	3	1	2				
35	33	12	M	5	2	0	4	4	5	5	5	4				
36	34	12	M	3	2	0	2	3	3	2	4	3				
37	35	12	M	5	2	0	3	2	2	3	1	1				
38	36	11	M	2	2	0	4	5	3	1	3	5				
39	37	13	M	4	2	0	3	5	4	3	2	4				
40	38	12	M	1	2	0	3	3	2	2	2	2				
41	39	12	M	1	2	0	3	2	3	2	3	4				
42	40	13	M	0	2	0	5	4	3	5	3	4				
43	41	14	M	0	2	0	3	3	3	3	4	5				

Responsibility data entry Responsibility OUTPUT IE data entry IE OUTPUT Competence Competence OUTPUT Teamwork data +



Report to Stakeholders

1. Camp or Program administrators

Report to Stakeholders

1. Camp or Program administrators
2. Board or owners

Report to Stakeholders

1. Camp or Program administrators
2. Board or owners
3. Camp or Program funders – reporting and prospective

Report to Stakeholders

1. Camp or Program administrators
2. Board or owners
3. Camp or Program funders – reporting and prospective
4. Parents/caregivers

Report to Stakeholders

1. Camp or Program administrators
2. Board or owners
3. Camp or Program funders – reporting and prospective
4. Parents/caregivers
5. Campers

Report to Stakeholders

1. Camp or Program administrators
2. Board or owners
3. Camp or Program funders – reporting and prospective
4. Parents/caregivers
5. Campers
6. Frontline staff

Report to Stakeholders

1. Camp or Program administrators
2. Board or owners
3. Camp or Program funders – reporting and prospective
4. Parents/caregivers
5. Campers
6. Frontline staff
7. Next summer's staff

Plan Program Improvements

Program Improvement

- Internal comparison
- Continuous over time
- Low stakes
- Goal: Theory of change

Program Perfection

- External comparison
- Limited time frame
- High stakes
- Goal: Funding/support

Plan Program Improvements



What do our results
tell us about our
campers?



How can we engage
our staff?



Plan Program Improvements

Using
evaluation
information
to:

Intentionally plan programs

Make policy decisions

Train staff

Advocate for your program!

Questions, Suggestions, Feedback



ACTION PLAN

Use the template

Check out ACA's tools

Remember your audience and
your context

