



Arizona Kinship Support Services



Case Study of a Kinship Navigation Demonstration Grant in Arizona: Evaluating Family and Systems Level Change

**American Evaluation Association Conference
October 29, 2016**

Michele Schmidt, MPA
Senior Evaluation Associate
LeCroy & Milligan Associates



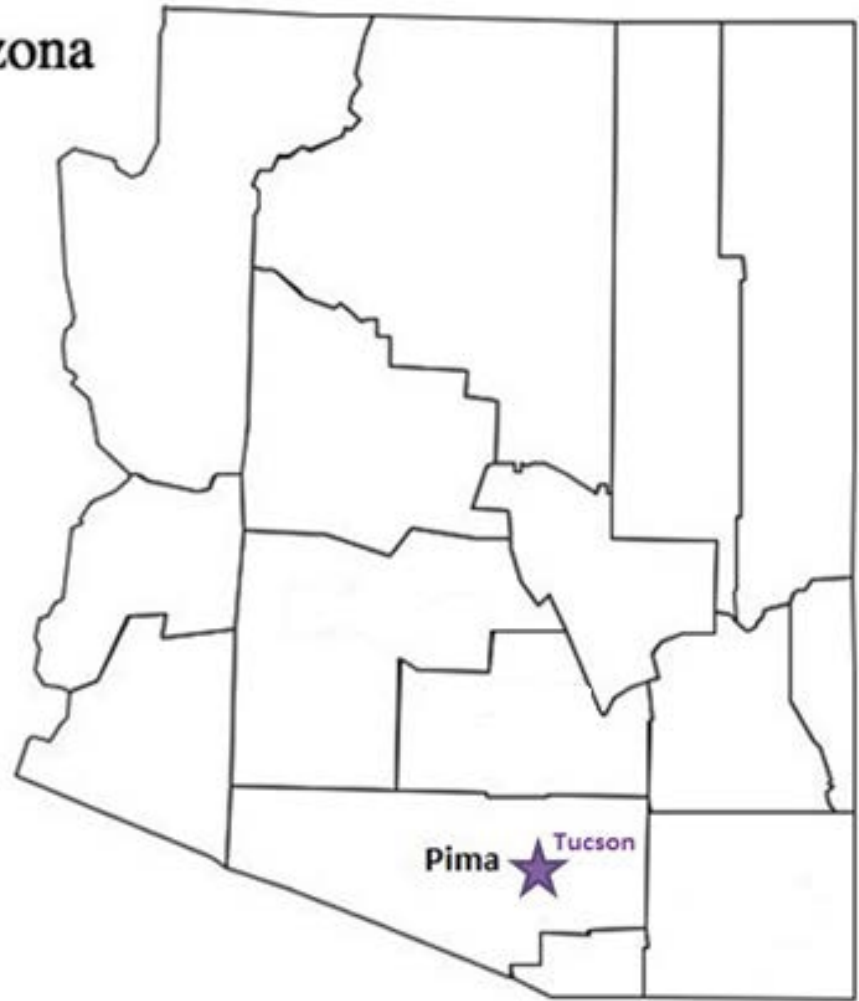
LeCroy & Milligan Associates

Evaluation firm
located in
Tucson, AZ



LeCroy & Milligan
ASSOCIATES, INC.

Arizona



Kinship Navigation Demonstration Grant

Arizona Kinship Support Services (AKSS) is a *kinship navigation program* operated by Arizona's Children Association

Funded by a DHHS Children's Bureau Family Connections grant, *2012-2015*



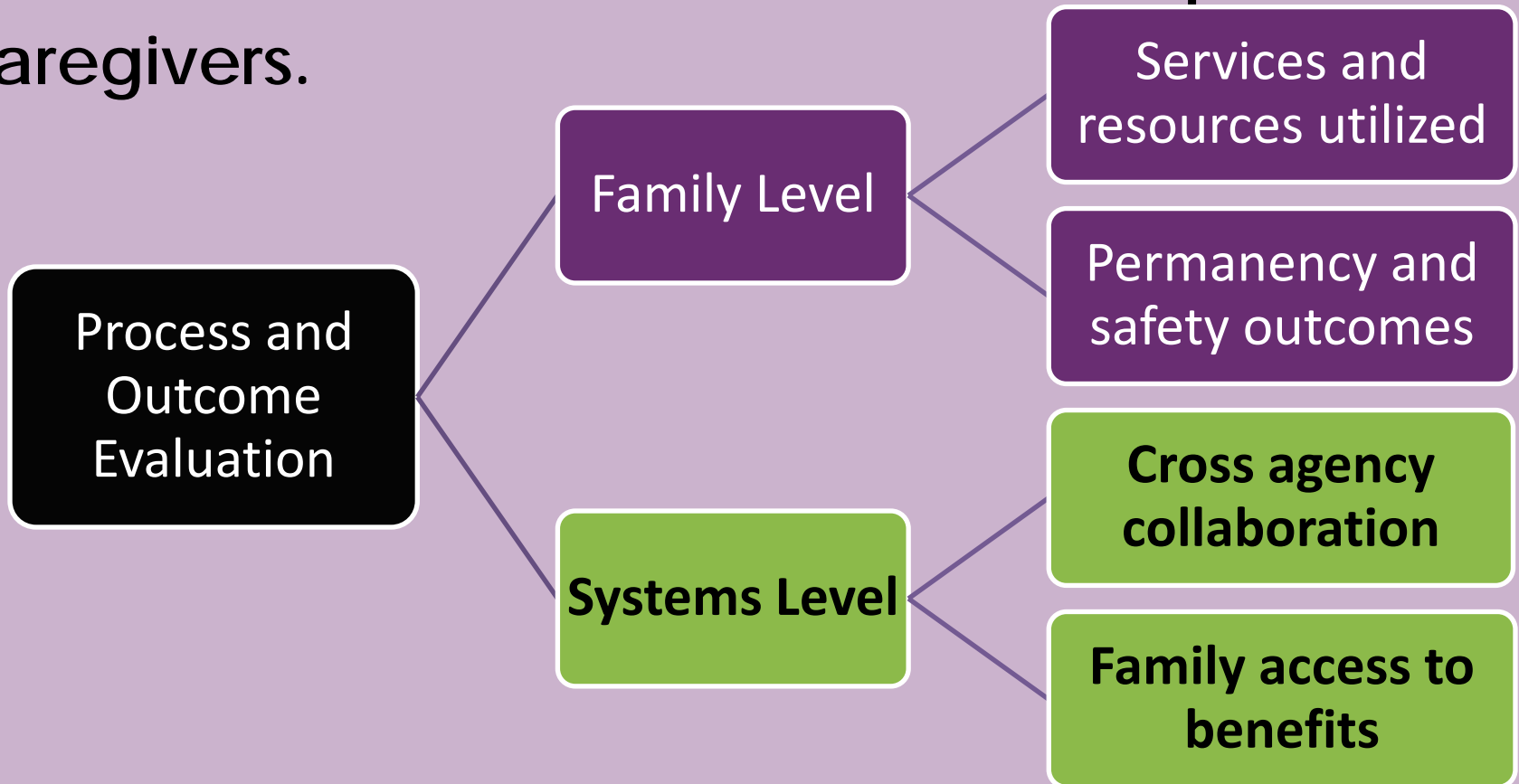
Kinship Care *is commonly defined as...*

“The full-time care, nurturing, and protection of a child by *grandparents, other relatives, Tribal members, godparents, or other adults who have a familial relationship* to a child.”



Project Goal and *Evaluation Design*

To enhance *community* and *government* systems, improving *service access* and *outcomes* of children and their kinship caregivers.



Family Level Evaluation



Family Navigation Levels and *Data Collected*

Service Level	Data Collected
Intake and Assessment	<ul style="list-style-type: none">• Demographic Data• Family Strengths and Needs
Information, Referrals, and Connections	<ul style="list-style-type: none">• Referrals made• Service utilization
Open-case Navigation	<ul style="list-style-type: none">• Consent/Baseline Survey• Referrals made• Service utilization• 6 Month Follow-up Survey• Administrative data

Family Level *Data Sources*

Instrument/ Data	Frequency Collected	Outcomes Measured
Caregiver Pre/Post Survey	Baseline (at case opening) Every 6 months post baseline (up to 24 months post)	Self-Reported <ul style="list-style-type: none">• Family needs and permanency• Satisfaction
Child Welfare Administrative Data	Received every 6 months for families in the study	Child Permanency and Safety <ul style="list-style-type: none">• Placement stabilization/disruption• Substantiated/unsubstantiated maltreatment reports
Navigation Case Record Data	Collected at time of service receipt or referral	Service utilization <ul style="list-style-type: none">• Types and number of Navigation services received (dosage)

Clients Served

- From 10/1/2012 – 9/30/2015 AKSS served **4,845 Caregivers** and **8,280 Children**
- **145 caregivers** opened a navigation case, of which **98 caregivers** consented to and completed the baseline survey (**68% response rate**).
- **63 caregivers** caring for **134 children** participated in both **baseline** and **follow-up data collection**.
 - Received open-case navigation services for 2 to 23 months (M=11.6; SD=5.8).

Permanency Outcomes

Self-Report and Child Welfare Data	N (134)	%
Placement stable/reunified with biological parents	117	87.3%
Kinship placement disrupted	9	6.7%
Never placed with kinship caregiver, kin supporting child's case plan	6	4.5%
DCS removal post-reunification for subsequent maltreatment perpetrated by birth parents	2	1.5%

Safety Outcomes

Child Welfare Data	N (134)	%
No subsequent DCS allegation or report	125	93.3%
Unsubstantiated DCS report	5	3.7%
Substantiated DCS report	2	1.5%
DCS report, results pending	2	1.5%

Strengths – Family Level Evaluation

- All instruments were *pilot tested* and available in *English and Spanish*
- *Data sharing agreement* with Child Welfare and TANF allowed use of *administrative data* to determine outcomes
- Service utilization requirement for *study eligibility*

Challenges – Family Level


- Large pool of caregivers, yet *low number of Navigation cases* and *low response rate* of eligible clients (68%).
- *Limited number of incentives* written into original proposal*

**I didn't write the proposal*

Challenges – Family Level

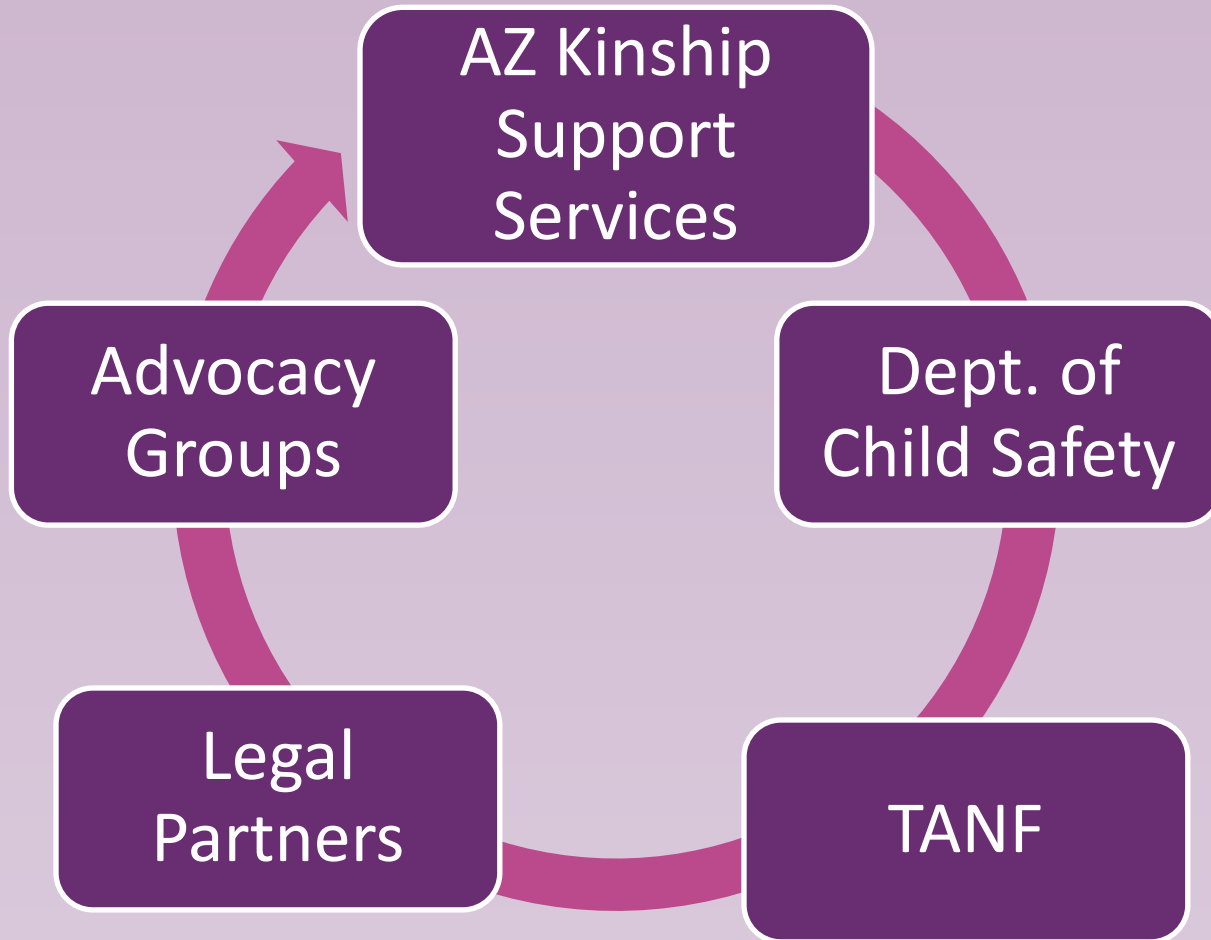
- Possible issues in *matching* caregivers with administrative data
 - Study did not collect SSN
 - Match on name and DOB less reliable
- Lack of a *control* or *comparison* group

Systems Level Evaluation



Systems Level Collaboration

Collaborating Partners



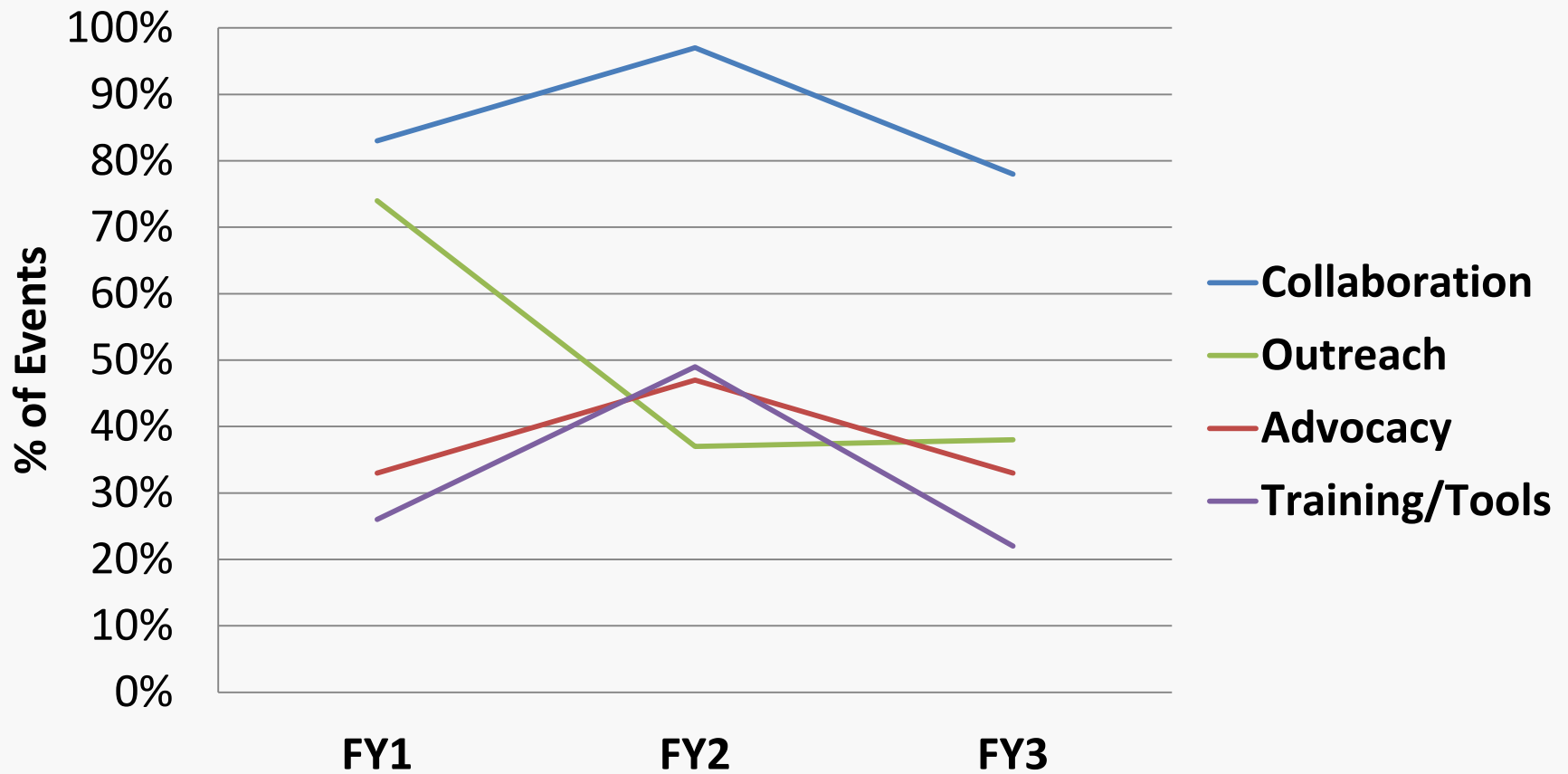
Systems Level *Methods*

Instrument/ Data	Frequency Collected	Outcomes Measured
TANF Administrative Data	Received every 6 months for all caregivers served	Access to TANF Child-Only Benefits
Staff and Partner Interviews	Conducted annually	Collaboration strengths and challenges
Systems Activity Log	Updated every 6 months by staff	Systems level collaboration by events
Cost Savings Data	Received annually from DCS	Monthly average cost of foster and congregate care

Systems Activity Log

- Excel file to *track systems activities* of Navigators
 - Date
 - Activity description and outcome
 - Collaborating partners
 - Grant goals addressed
- Navigation staff completed and submitted to evaluation team every 6 months

Tracking of Systems Level Grant Goals Over Time



Tracking of TANF Child-Only Receipt Over Time

	FY of AKSS Caregiver Intake			Total
	FY1	FY2	FY3	
TANF-Child Only Received	97	198	322	617
	6.2%	12.0%	20.2%	12.8%
Not in TANF system	1471	1446	1269	4186
	93.8%	88.0%	79.8%	87.2%
Total	1568	1644	1591	4803

Observed a significant annual increase in % of caregivers *accessing benefits* ($X^2=140.728$ $p=.000$)

Kinship Care *Cost Savings Study*

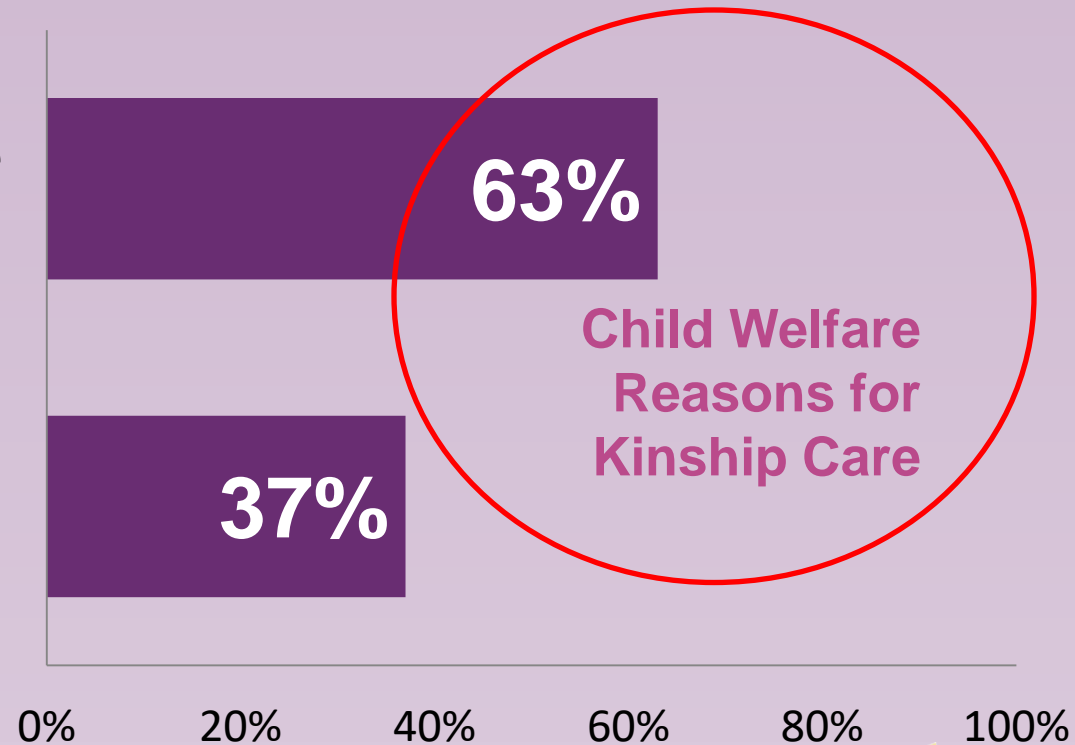
- Examined the impact of *diverting children* from foster care and congregate care, by *placing them with kinship caregivers*.

Informal Youth: 63% were in kinship care for reasons that could warrant a Child Welfare investigation.

These 2,057 youth were *kept out of general foster care or group homes* by being in kinship care. (N=3,267)

CW Related Reason: Substance abuse, domestic violence, mental health, abuse and neglect, abandonment
(n=2,057)

Other Reason
(n=1,210)



Diverting *Informal* Children from DCS through Kinship Care results in *high monthly Cost Savings to Arizona*

Monthly Cost per Child for CW Services		Informal AKSS Children with CW-Related Reason for Kinship Care		Cost Savings to AZ
CW Case Management: \$203/month	x	2,052 Informal Youth	=	\$416,556
Congregate, residential, or group home: \$3,315/month	x	1,984 Youth Ages 8 Years or Older	=	\$6,576,960
Family foster care: \$676/month	x	988 Youth Ages 7 Years or Younger	=	\$667,888

Strengths – Systems Level Evaluation

- *Data sharing agreement* with Child Welfare and TANF
- Access to DCS *average cost data*
- Use of *Systems Activity Log* to track collaboration

Challenges – Systems Level

- Staff may *not have accurately tracked* Systems Activity Log data
- *Matching of caregivers* in TANF data set
- Cost savings estimates may *not be accurate*

Thank you!
Questions or Comments?

Contact Information:

Michele Schmidt, MPA, Senior Evaluation Associate

LeCroy & Milligan Associates

2002 N Forbes Blvd Suite 108

Tucson, AZ 85745

520-326-5154 x 111

michele@lecroymilligan.com

www.lecroymilligan.com