



## Building Data Dashboards to Support Data-Based Continuous Improvement of School-wide Behavior Systems

Karen Elfner, M.A.

Nichole Fintel, MSPH

11/14/2019

*A Multi-Tiered System of Supports*



This product was developed by the Florida Positive Behavioral Interventions and Support Project, a project funded by the State of Florida, Department of Education, K-12 Public Schools, Bureau of Exceptional Education and Student Services, through federal assistance under the Individuals with Disabilities Education Act (IDEA), Part B.

# FLPBIS:MTSS Project - Supporting Florida's School Districts with PBIS Implementation



Our Mission



What We Do



Our Support Model



# FLPBIS Evaluation Team

## PBIS Implementation Fidelity

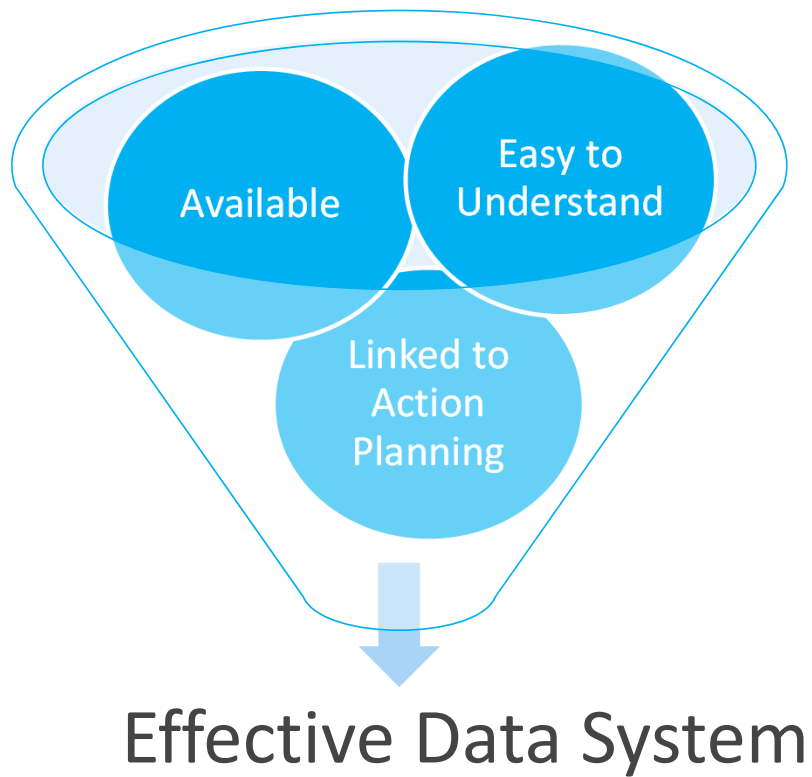
- PBIS Implementation Checklist (PIC)
- Benchmarks of Quality (BoQ)
- PBIS Walkthrough
- Tiered Fidelity Inventory (TFI)

## Outcome Data Summary with Equity Report

- Disaggregated student discipline outcomes
- Average daily attendance



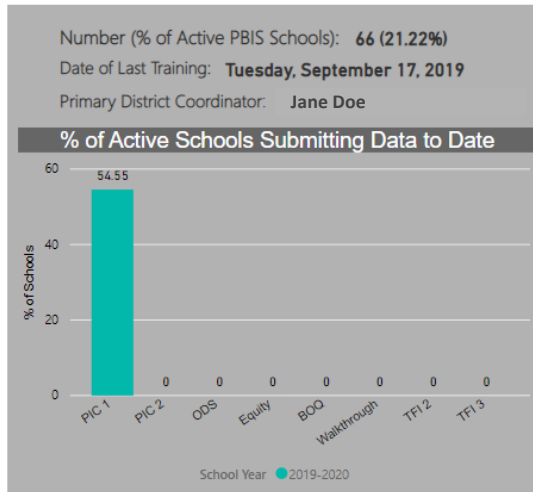
# Creating a System to Make Data Available, Interconnected, and Usable to Implementers



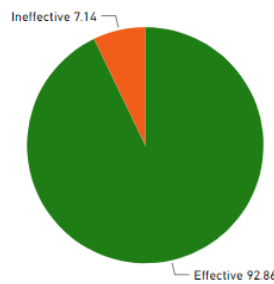
# FLPBIS District Level Dashboards

## Demo District

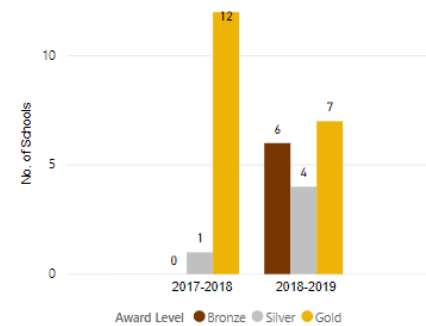
Report Year: 2018-2019



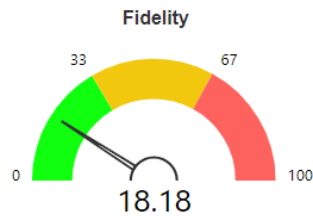
### Percent of Schools with an Effective Core



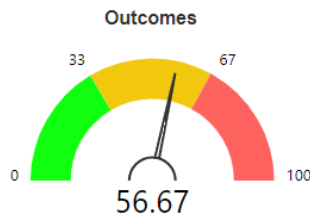
### Model Schools



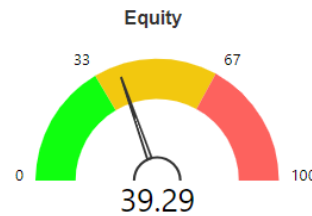
## PBIS Implementation Early Warning System



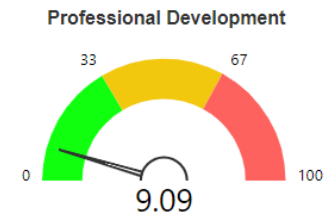
18.18% of your schools need support to reach Tier 1 implementation fidelity.



56.67% of your schools reported increasing discipline outcomes.



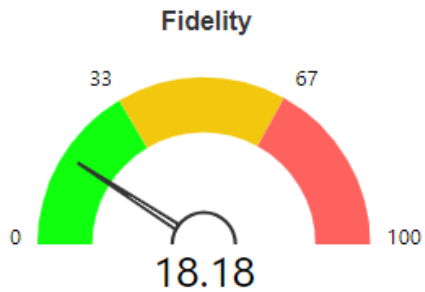
39.29% of your schools reported significantly disproportionate discipline outcomes.



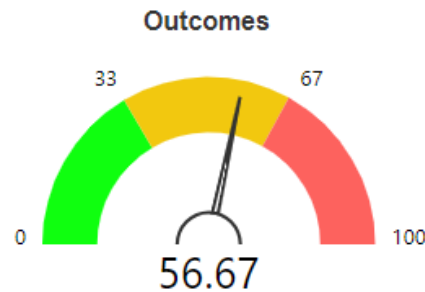
6 (9.09%) of your schools have not received professional development in 3+ years.

|           |             |                         |                         |                    |          |        |
|-----------|-------------|-------------------------|-------------------------|--------------------|----------|--------|
| Dashboard | EWS Details | Mid-Year Implementation | End-Year Implementation | Tier 1 Walkthrough | Outcomes | Equity |
|-----------|-------------|-------------------------|-------------------------|--------------------|----------|--------|

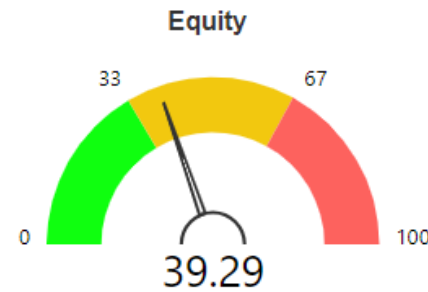
# PBIS Implementation Early Warning System



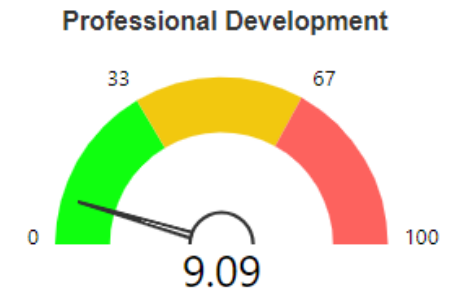
18.18% of your schools need support to reach Tier 1 implementation fidelity.



56.67% of your schools reported increasing discipline outcomes.



39.29% of your schools reported significantly disproportionate discipline outcomes.



6 (9.09%) of your schools have not received professional development in 3+ years.

Dashboard

EWS Details

Mid-Year Implementation

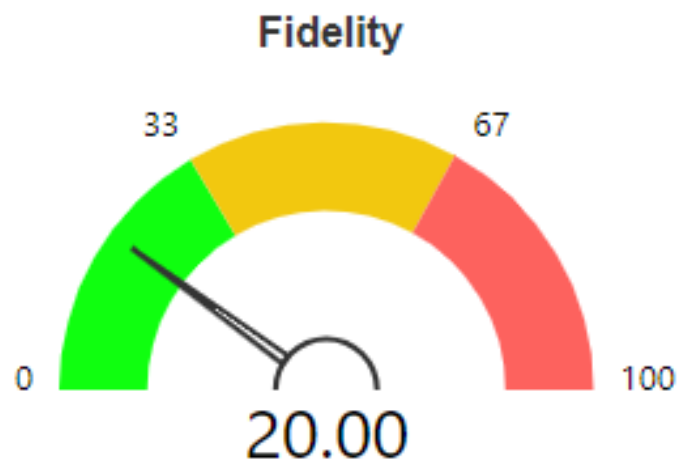
End-Year Implementation

Tier 1 Walkthrough

Outcomes


Equity

# Example 1: Using Dashboards to Monitor Tier 1 Implementation Across a FL School District



20% of your schools need support to reach Tier 1 implementation fidelity.

Need support to reach Tier 1 implementation fidelity (BoQ < 70%)



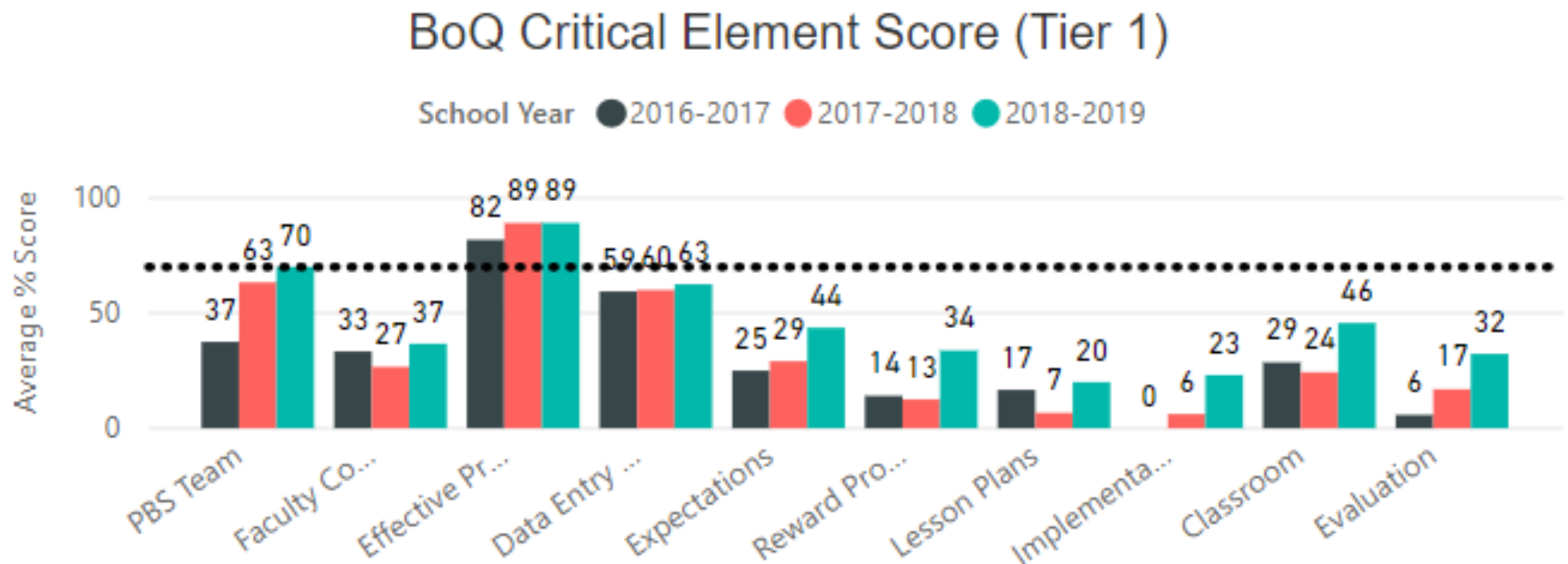
# Example 1: Using Dashboards to Monitor Tier 1 Implementation Across a FL School District

## School Year

- 2019-2020
- 2018-2019
- 2017-2018
- 2016-2017
- 2015-2016
- 2014-2015
- 2013-2014
- 2012-2013
- 2011-2012
- 2010-2011
- 2009-2010
- 2008-2009

## School Type

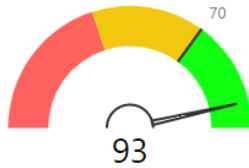
- PreK
- Elementary
- Middle
- High
- Alt/Center
- Other



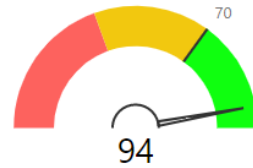


# FLPBIS School Level Dashboards

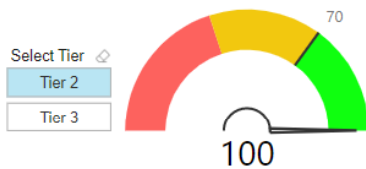
BoQ - % Score



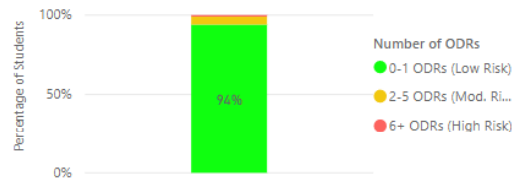
Tier 1 Walkthrough - % Score



TFI Tier 2 - % Score



School Core Effectiveness



Student Discipline Outcomes

|                                 |  |
|---------------------------------|--|
| 32<br>ODRs per 100 Students     | -63%<br>Change in ODR rate from previous year  |
| 0<br>ISS Days per 100 Students  | -100%<br>Change in ISS rate from previous year |
| 38<br>OSS Days per 100 Students | -40%<br>Change in OSS rate from previous year  |

Levels of Disproportionality

| Student Subgroup       | ODR Risk Ratio | OSS Risk Ratio |
|------------------------|----------------|----------------|
| Hispanic               | 0.70           | 0.63           |
| Black/African American | 2.63           | 2.73           |
| Students with an IEP   | 1.79           | 1.97           |

## Early Warning System

Your school reported at least minimal fidelity for all Tier 1 elements.

Your discipline rate remained stable or decreased.

Your school reported significant risk ratios (>2.5).

Keep your professional development current.

Black/African American - ODR Risk Ratio  
2.63

Black/African American - OSS Risk Ratio  
2.73

1 Year has passed since your school received training from FLPBIS

## Example 2: Using Dashboards to Address Disproportionality in Student Discipline

Your school reported significant risk ratios ( $>2.5$ ).

Black/African American - ODR Risk Ratio

2.63

Black/African American - OSS Risk Ratio

2.73

## Example 2: Using Dashboards to Address Disproportionality in Student Discipline

### Do You Have Equitable Outcomes for Students?

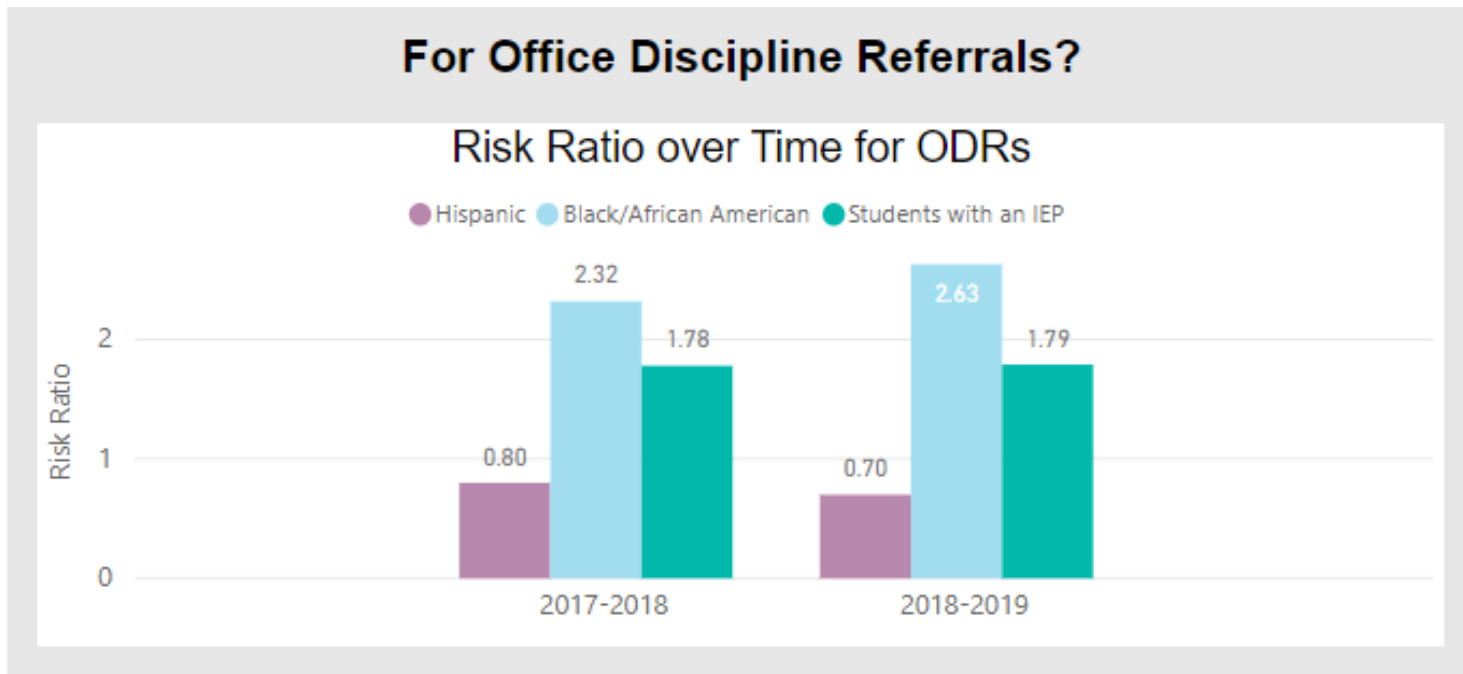
2018-2019

| Student Subgroup       | ODR Risk Ratio | OSS Risk Ratio |
|------------------------|----------------|----------------|
| Students with an IEP   | 1.79           | 1.97           |
| Black/African American | 2.63           | 2.73           |
| Hispanic               | 0.70           | 0.63           |

# Example 2: Using Dashboards to Address Disproportionality in Student Discipline

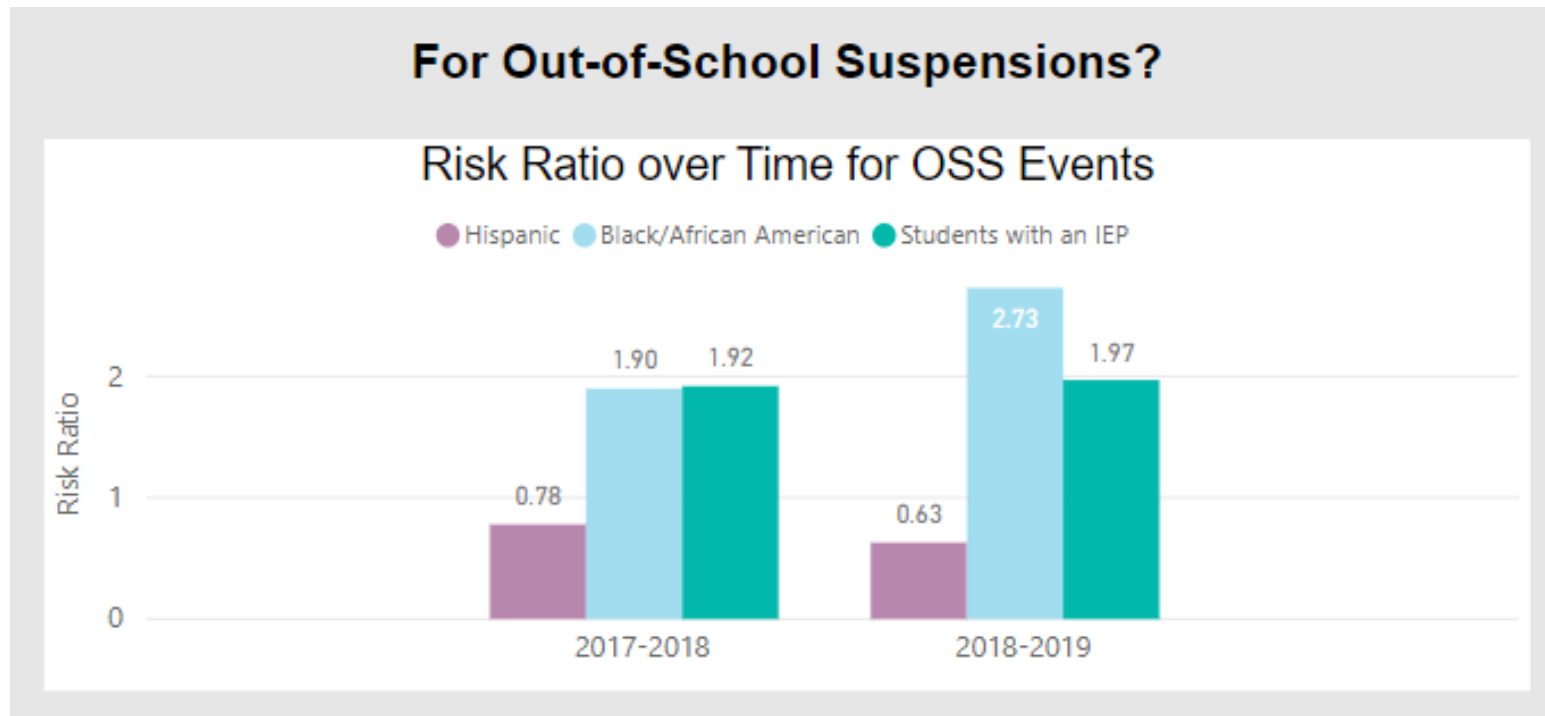
**Do You Have Equitable Outcomes for Students?**

**For Office Discipline Referrals?**




## Example 2: Using Dashboards to Address Disproportionality in Student Discipline

**Do You Have Equitable Outcomes for Students?**



# Next Steps

- Develop additional training materials
- Create new visualizations
- Design a statewide project-level dashboard



# Contact Us

Karen Elfner

[kchilds2@usf.edu](mailto:kchilds2@usf.edu)

(813) 974-7358



Nichole Fintel

[nsnyder@usf.edu](mailto:nsnyder@usf.edu)

(813) 974-7067



Florida's Positive Behavioral  
Interventions & Support Project

[www.flpbis.org](http://www.flpbis.org)

